



ANIMAL CARE AND CONTROL

Animal Care & Control Committee
Thursday, October 21, 2025
Agenda

Call to Order

Check for Quorum

Welcome Mayor Emerging Leaders

Public Comments – Limited to Agenda Items

Approval of Minutes: August 21, 2025

Agenda Items:

- **September 2025 Shelter Stats Presentation**
- **New Shelter Opening and Update**
- **Pet Licensing Fee Discussion (Continued)**
- **Subaru/ASPCA Annual Adoption Event**
- **Open Discussion**

Next Meeting Date:

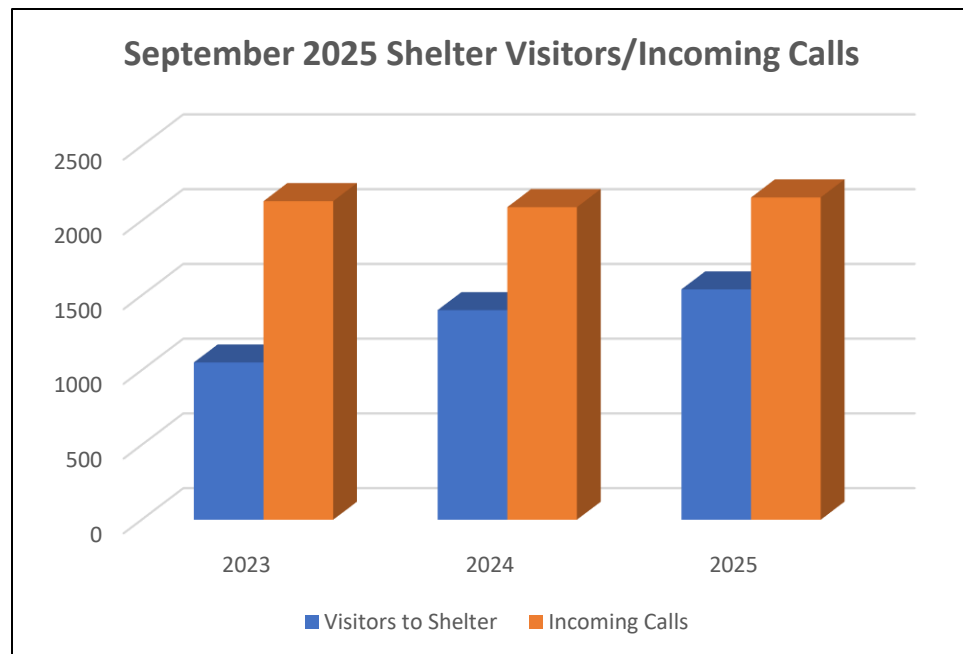
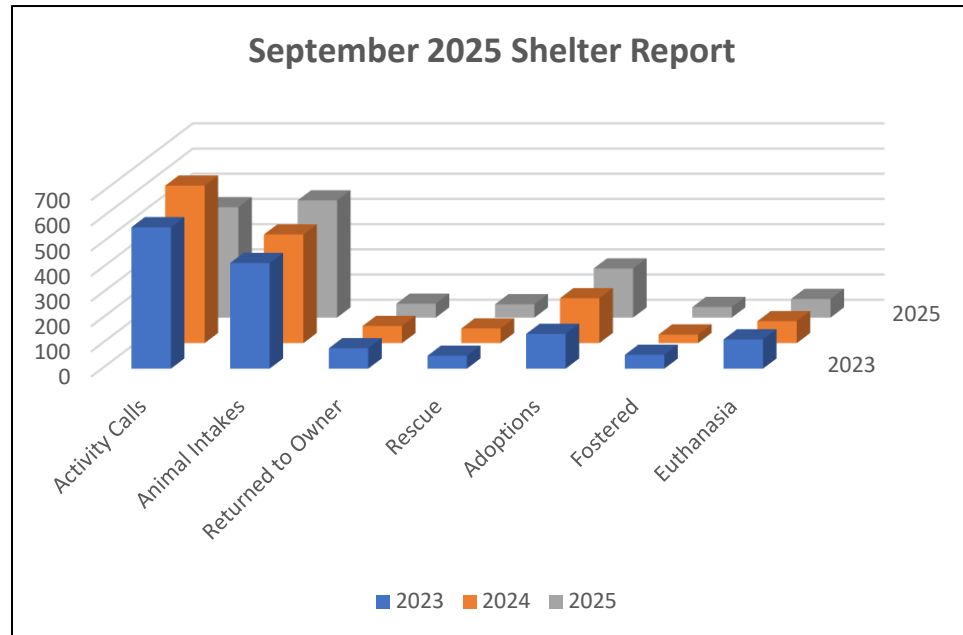
Dangerous Dog Appeal – Only If Needed – November 25, 2025

Committee Meeting – December 29, 2025

Adjourn

September 2025 Shelter Report

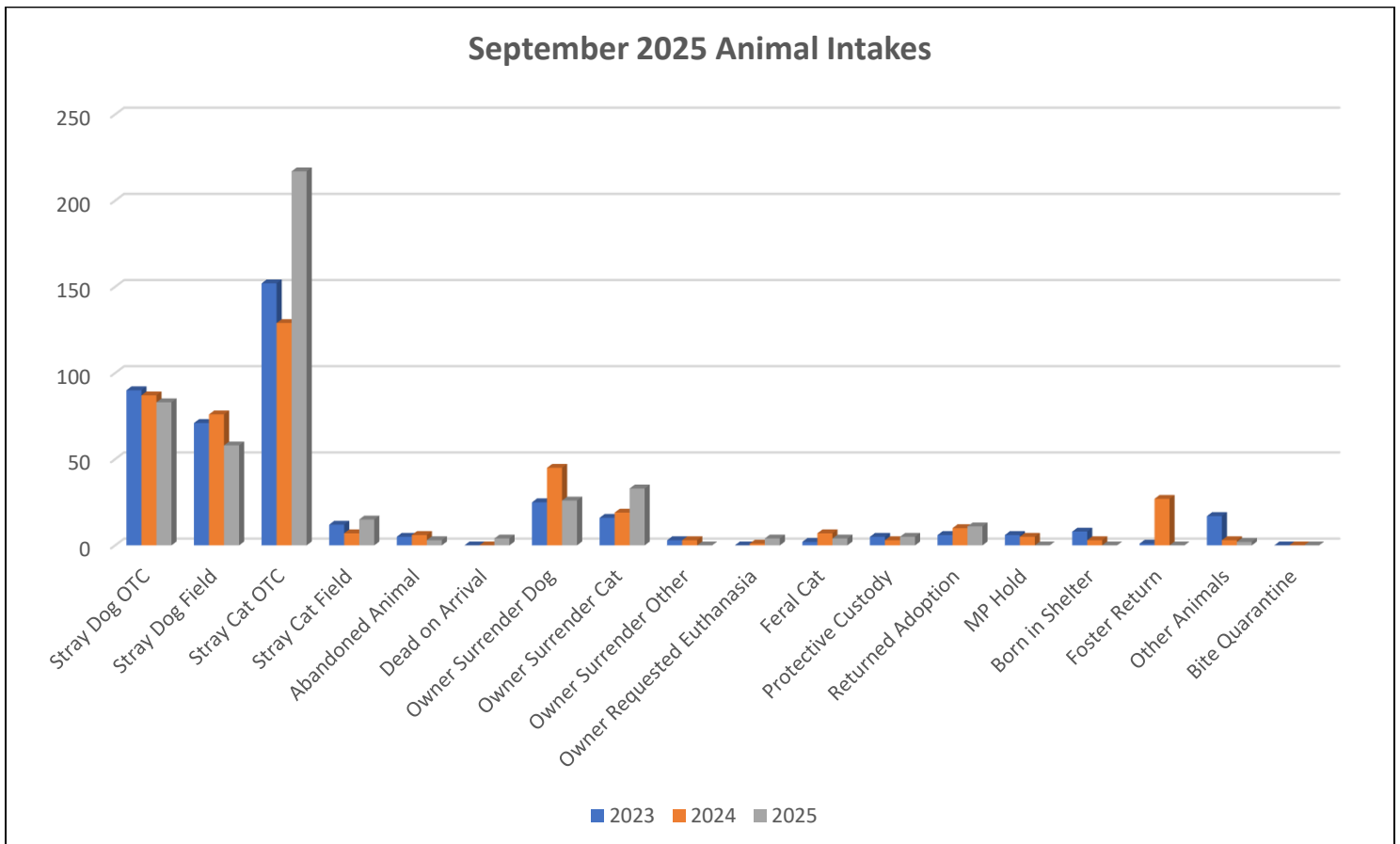
September 2025	
Activity Calls	438
Animal Intakes	465
Dogs	187
Cats	276
Other	2
Incoming Per Day	19.5
Returned to Owner	55
Dogs – In Field	5
Cats – In Field	0
Dogs – From Shelter	44
Cats – From Shelter	6
Other	0
Rescue Transfers	53
Dogs Transferred	15
Cats Transferred	38
Other	0
Animals Adopted	197
Dogs Adopted	92
Cats Adopted	105
Other Animals	0
Fostered	42
Dogs Fostered	4
Cats Fostered	38
Euthanasia	69
Dogs Euthanized	30
Cats Euthanized	39
TNR/Returned to Field	2
Visitors to Shelter	1,541
Avg. Visitors per Day	71
Incoming Phone Calls	2,156
Avg. Calls per Day	85



September 2025 Shelter Report

Animal Intake Reasons

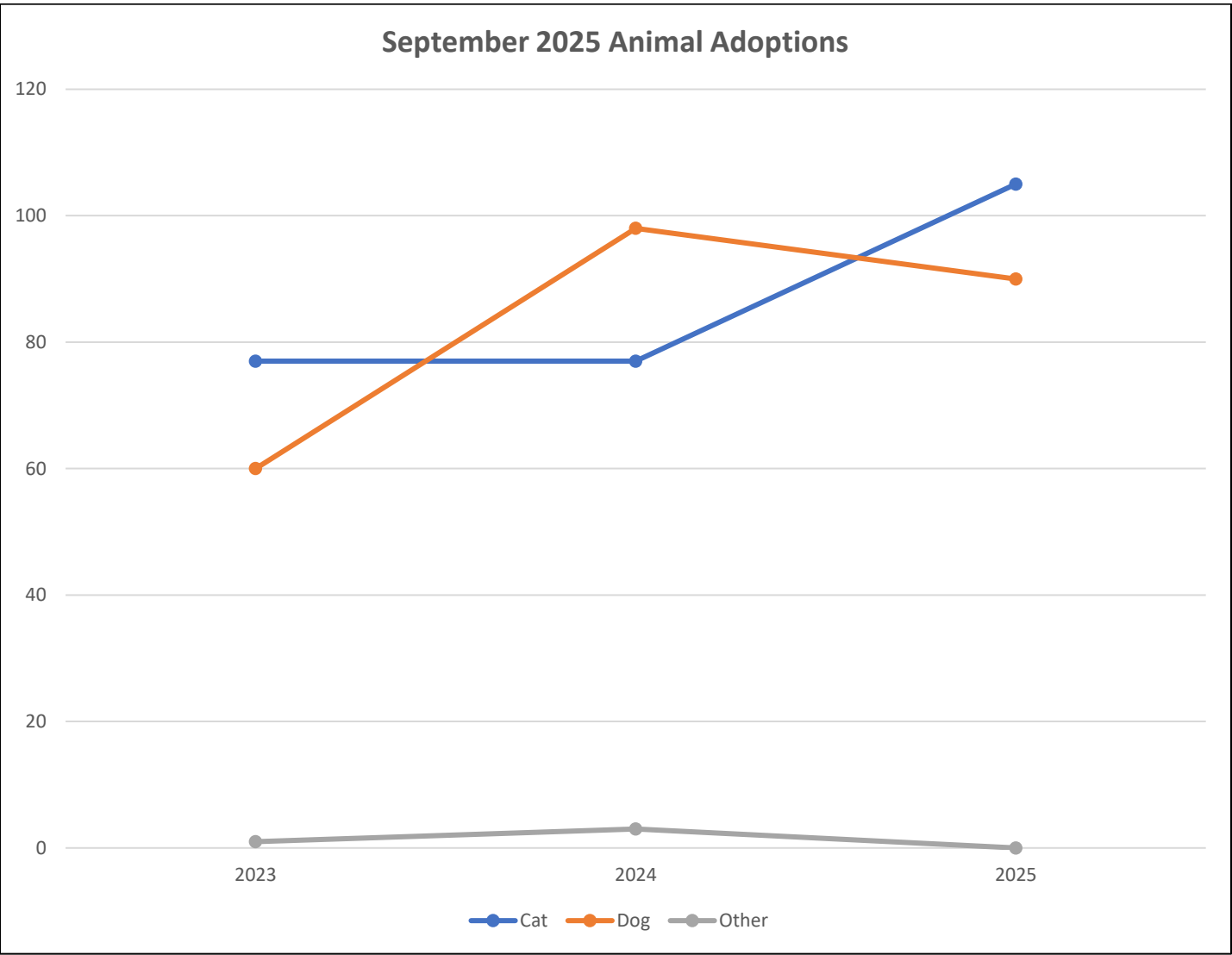
Intake Reasons	465
Stray Dog – OTC	83
Stray Dog – Field	58
Stray Cat – OTC	217
Stray Cat – Field	15
Abandoned Animal	3
Dead on Arrival	4
Owner Surrender – Dog	26
Owner Surrender - Cat	33
Owner Surrender - Other	0
Owner Euth. Request	4
Feral Cat	4
Protective Custody	5
Returned Adoption	11
MP Hold – Ft. Campbell	0
Born in Shelter	0
Foster Returned	0
Other Animals	2
Bite Quarantine	0



September 2025 Shelter Report

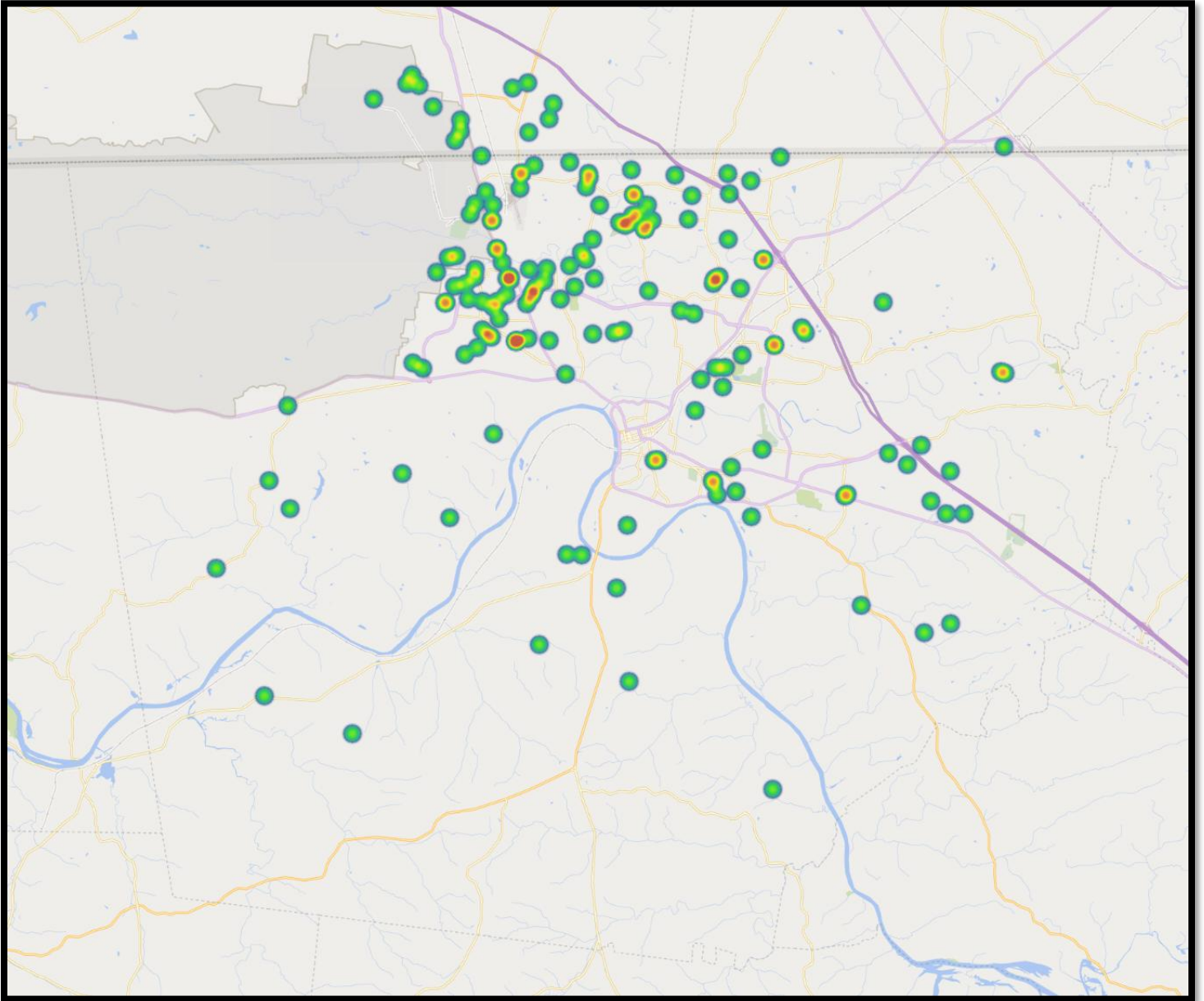
Animal Adoptions

Adoptions	197
Dogs/Puppies	92
Cats/Kittens	105
Other Animals	0



September 2025 Shelter Report

Adoptions Map

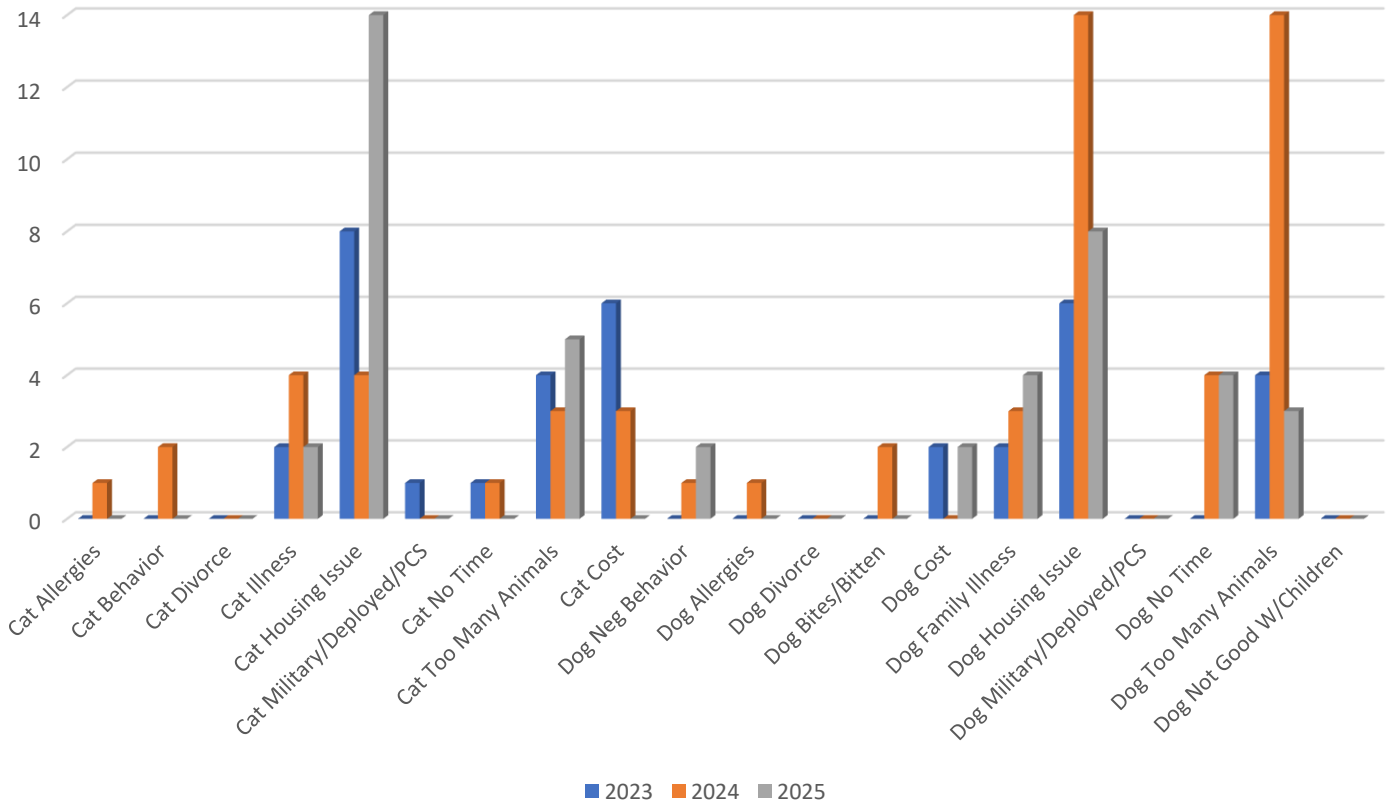


September 2025 Shelter Report

Owner Surrenders

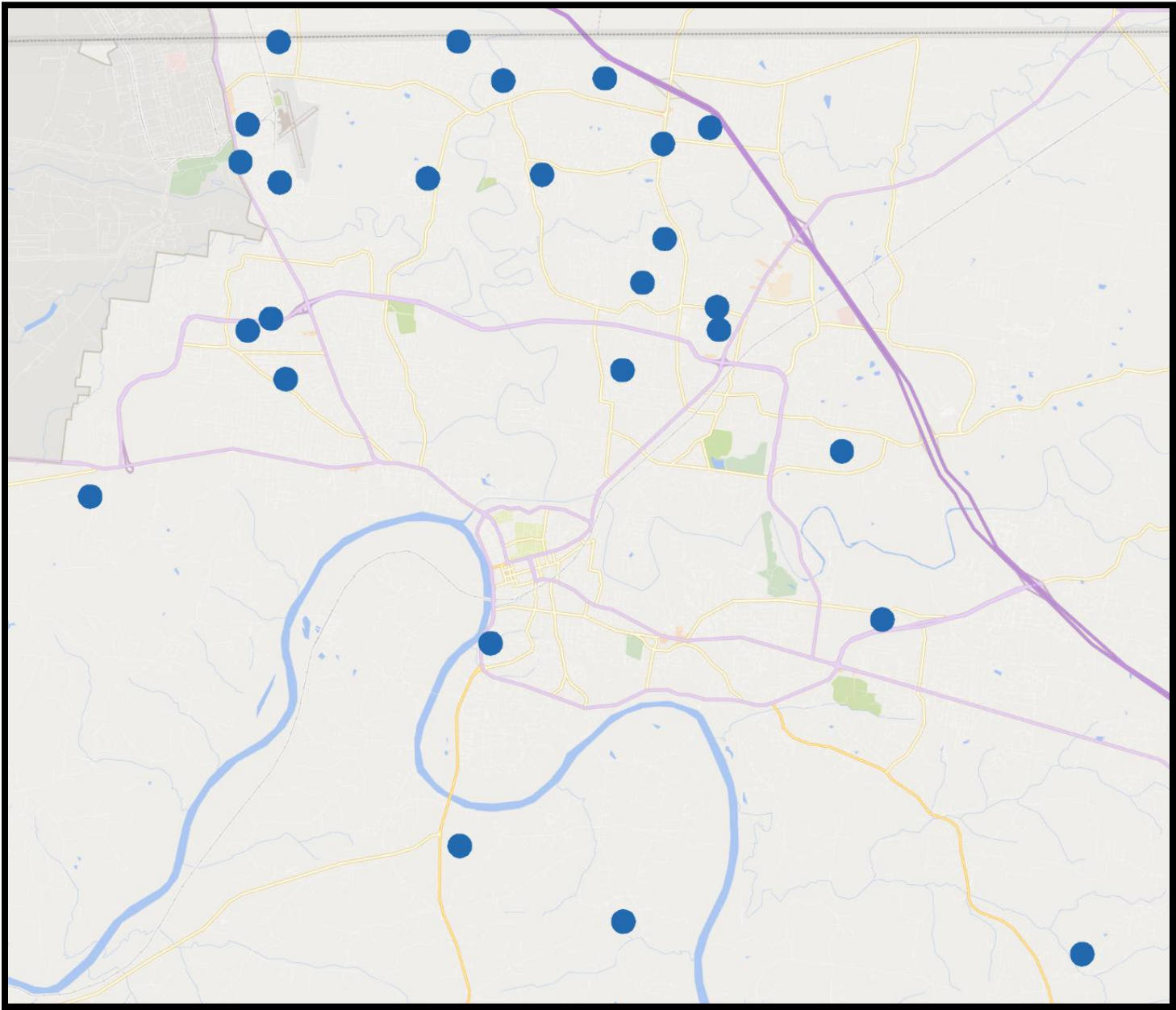
Owner Surrender Reason	50
Cat – Allergies	0
Cat – Divorce	0
Cat - Family Illness	5
Cat – Housing Issue	14
Cat – Military Deployed/PCS	0
Cat – No Time	0
Cat – Too Many Animals	5
Dog – Negative Behavior	2
Dog – Allergies	0
Dog – Divorce	0
Dog – Bites/Bitten	0
Dog – Cost	2
Dog – Family Illness	4
Dog – Housing Issue	8
Dog – Military Deployed/PCS	0
Dog – No Time	4
Dog – Too Many Animals	3
Dog – Not Good W/Children	0

September 2025 Owner Surrenders



September 2025 Shelter Report

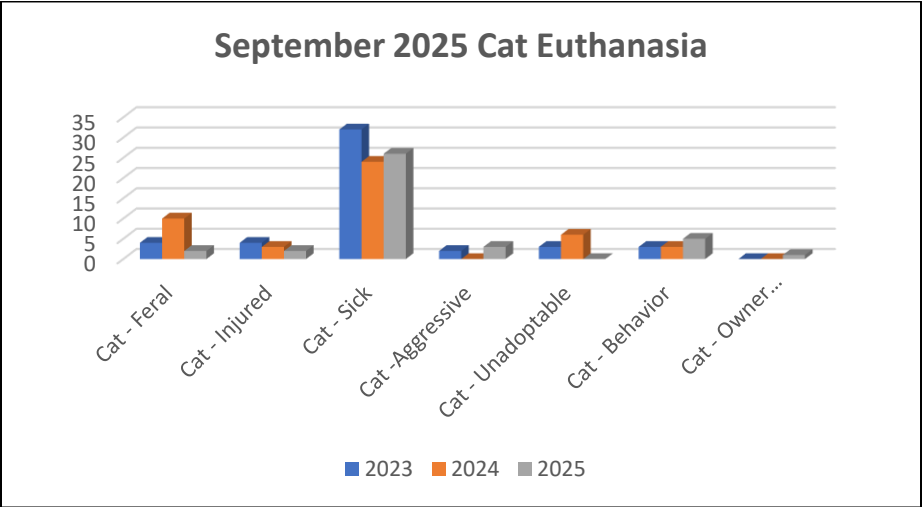
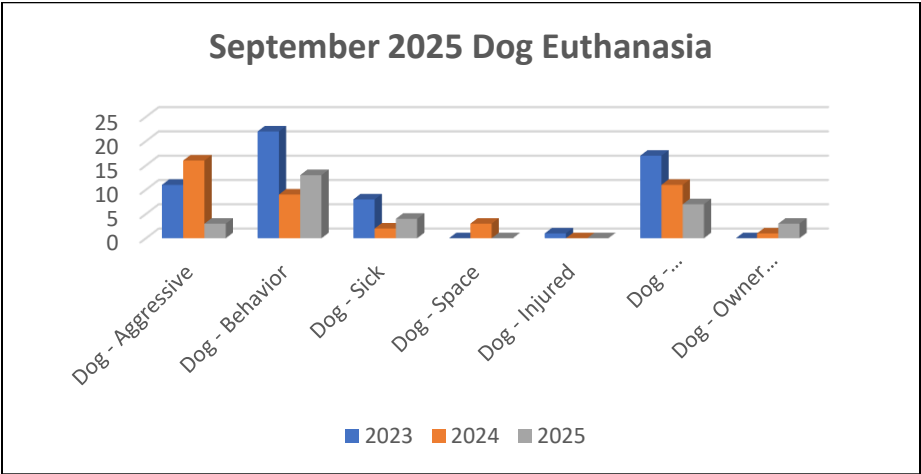
Owner Surrender Map



September 2025 Shelter Report

Euthanasia

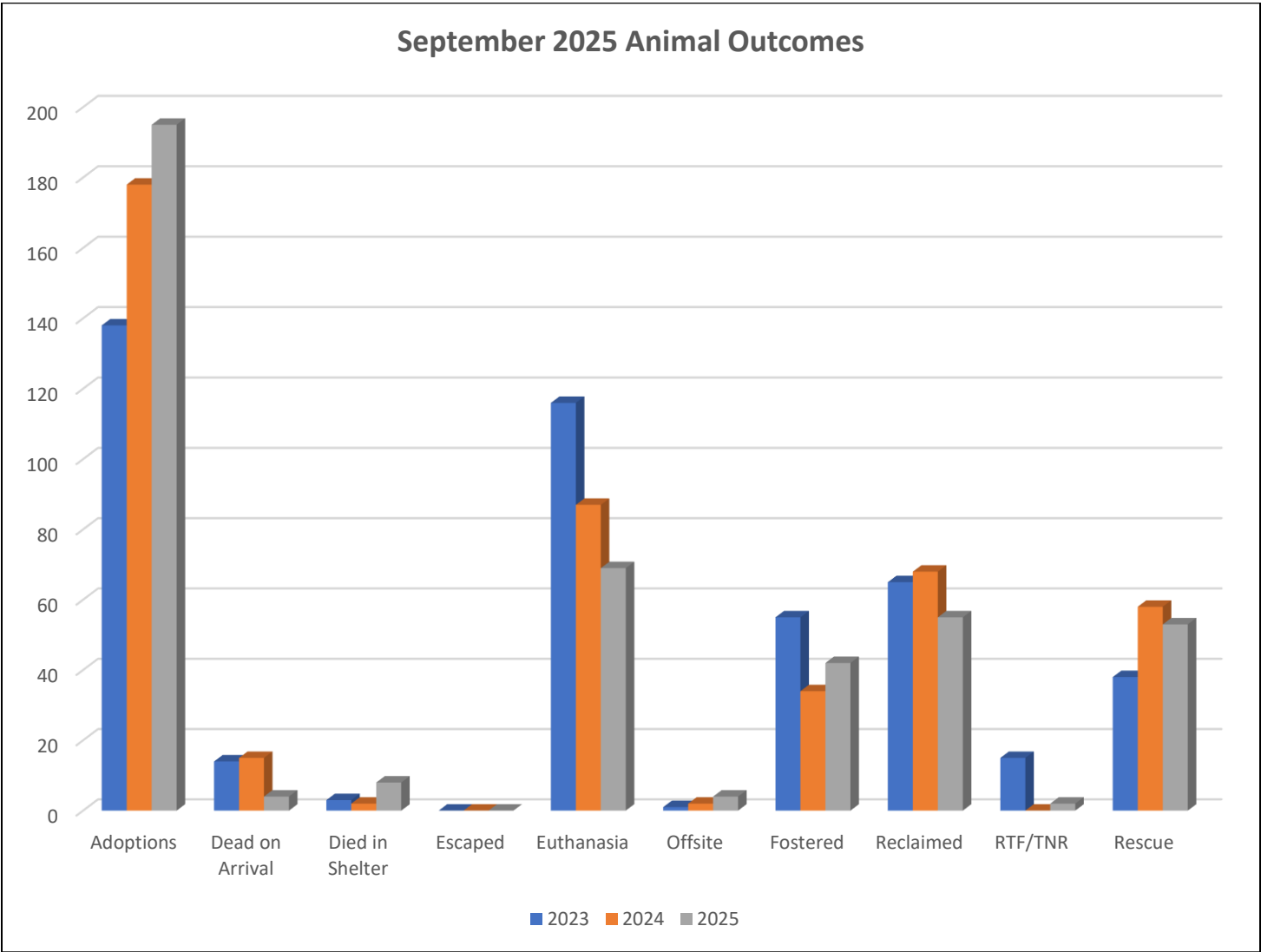
Animal Euthanasia	69
Dogs/Puppies	30
Aggressive	3
Behavior	13
Sick	4
Space	0
Injured	0
Unadoptable	7
Owner Requested	3
Cats/Kittens	39
Feral	2
Injured	2
Aggressive	3
Sick	26
Unadoptable	0
Behavior	5
Owner Requested	1



September 2025 Shelter Report

Outcomes

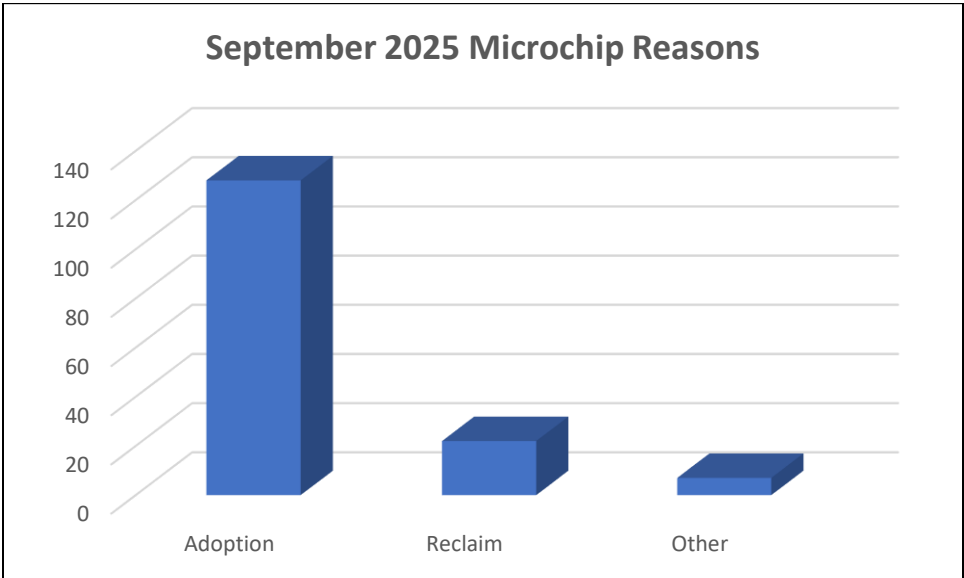
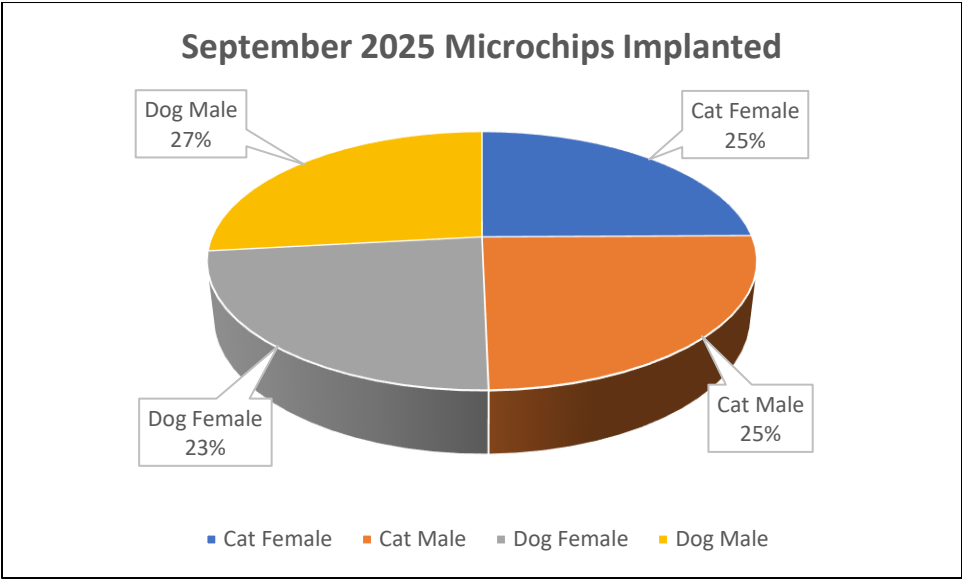
Animal Outcomes	434
Adoptions	197
Dead on Arrival	4
Died in Shelter	8
Escaped	0
Euthanasia	69
Offsite	4
Fostered	42
Reclaimed	55
RTF/TNR	2
Rescue	53



September 2025 Shelter Report

Microchips Issued

Microchips Implanted	157
Dogs – Female	37
Dogs – Male	42
Cats – Female	39
Cats – Male	39
Adoptions	128
Reclaimed	22
Other	7
Event	0

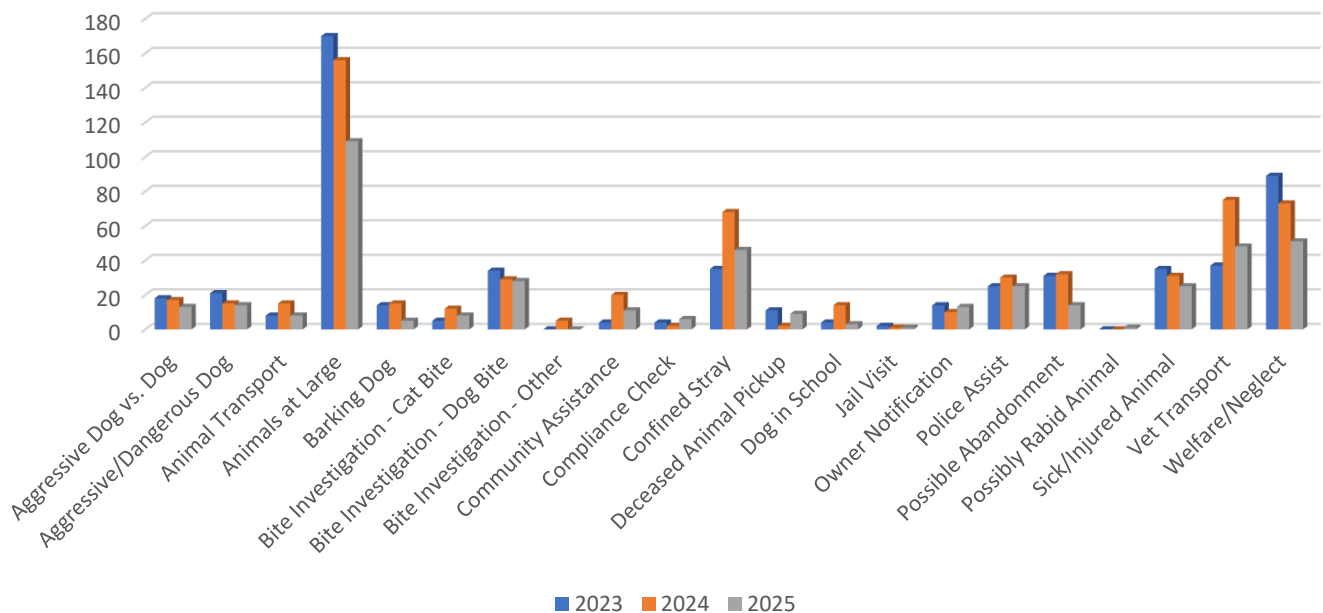


September 2025 Shelter Report

Activity Calls

Service Calls	438
Aggressive Dog Vs Dog	13
Aggressive/Dangerous Dog	14
Aggressive Dog Vs. Other	0
Animal Transport	8
Animal Left in Vehicle	0
Animals at Large	109
Barking Dog	5
Bites involving Cats	8
Bites involving Dogs	28
Bites Other Animals	0
Community Assistance	28
Compliance Check	6
Confined Stray	46
Dog in School	3
Deceased Animal Pick Up	9
Jail Visit	1
Owner Notification	13
Police Assist	25
Possible Abandonment	14
Possibly Rabid Animal	1
Set Trap	0
Sick or Injured Animal	25
Vet Transport	48
Welfare or Neglect Complaint	51

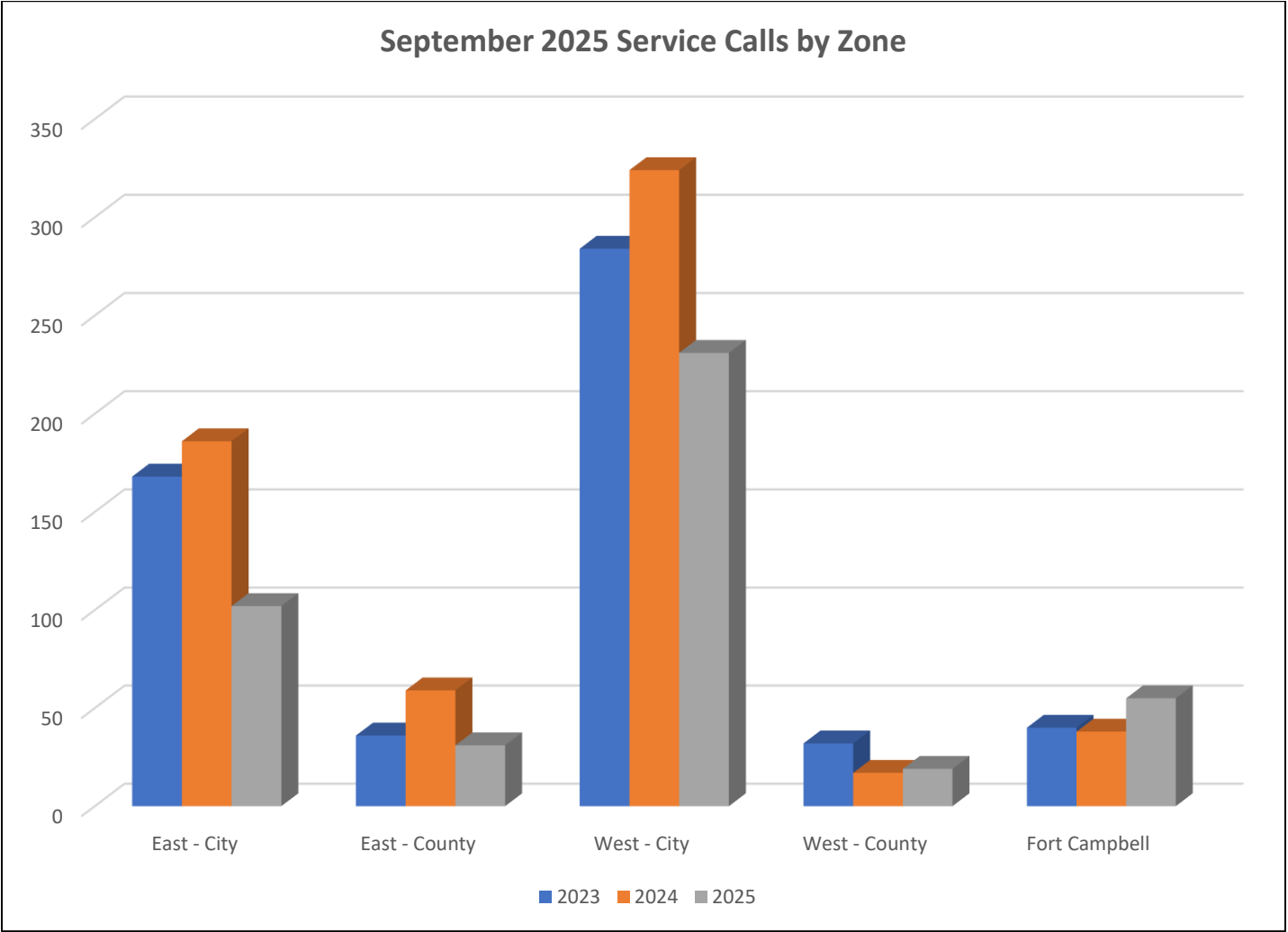
September 2025 Service Calls



September 2025 Shelter Report

Activity Calls by Zones

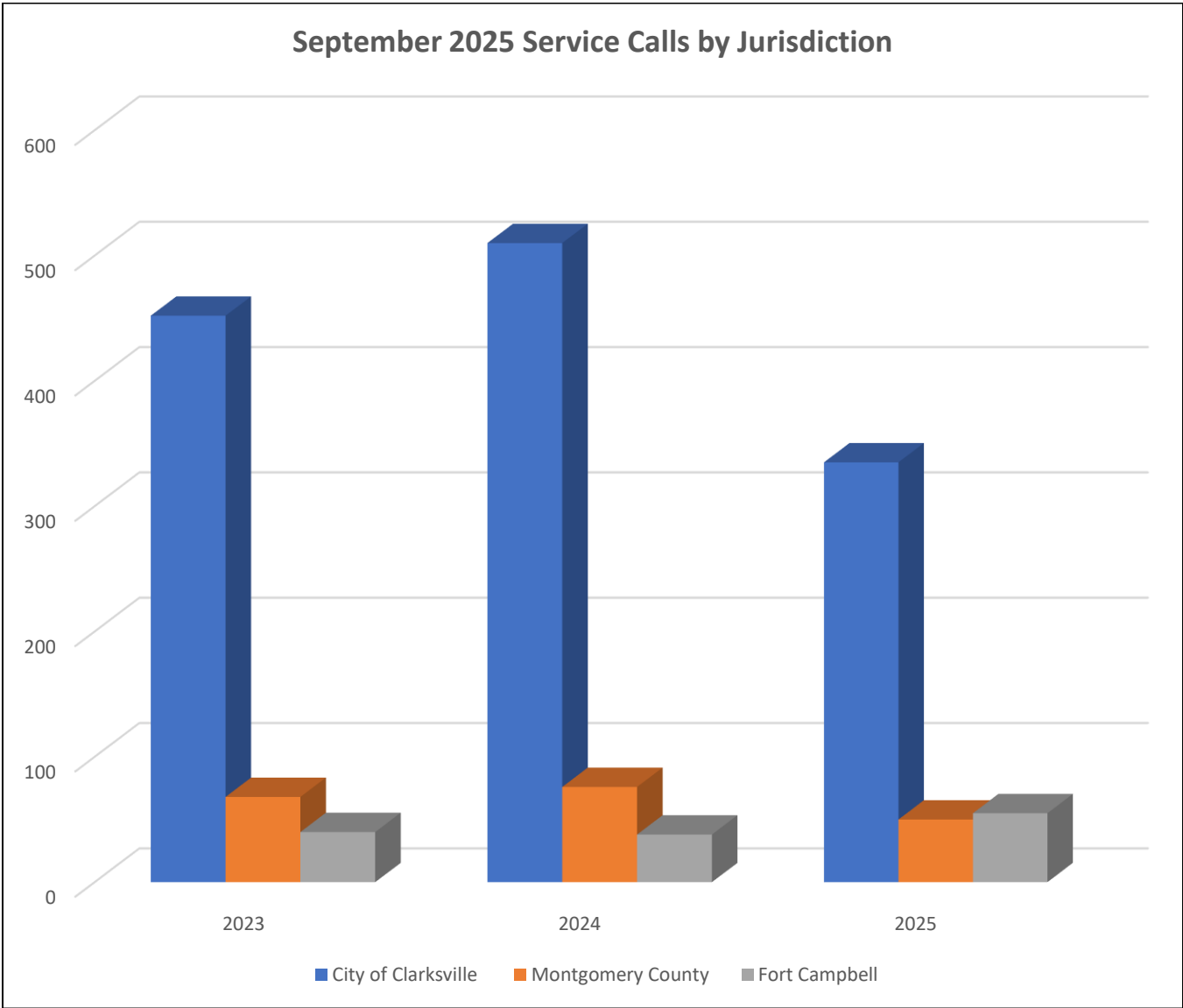
Service Calls by Zone		438
East City		102
East County		31
West City		231
West County		19
Ft. Campbell		55
Other		0



September 2025 Shelter Report

Activity Calls by Jurisdiction

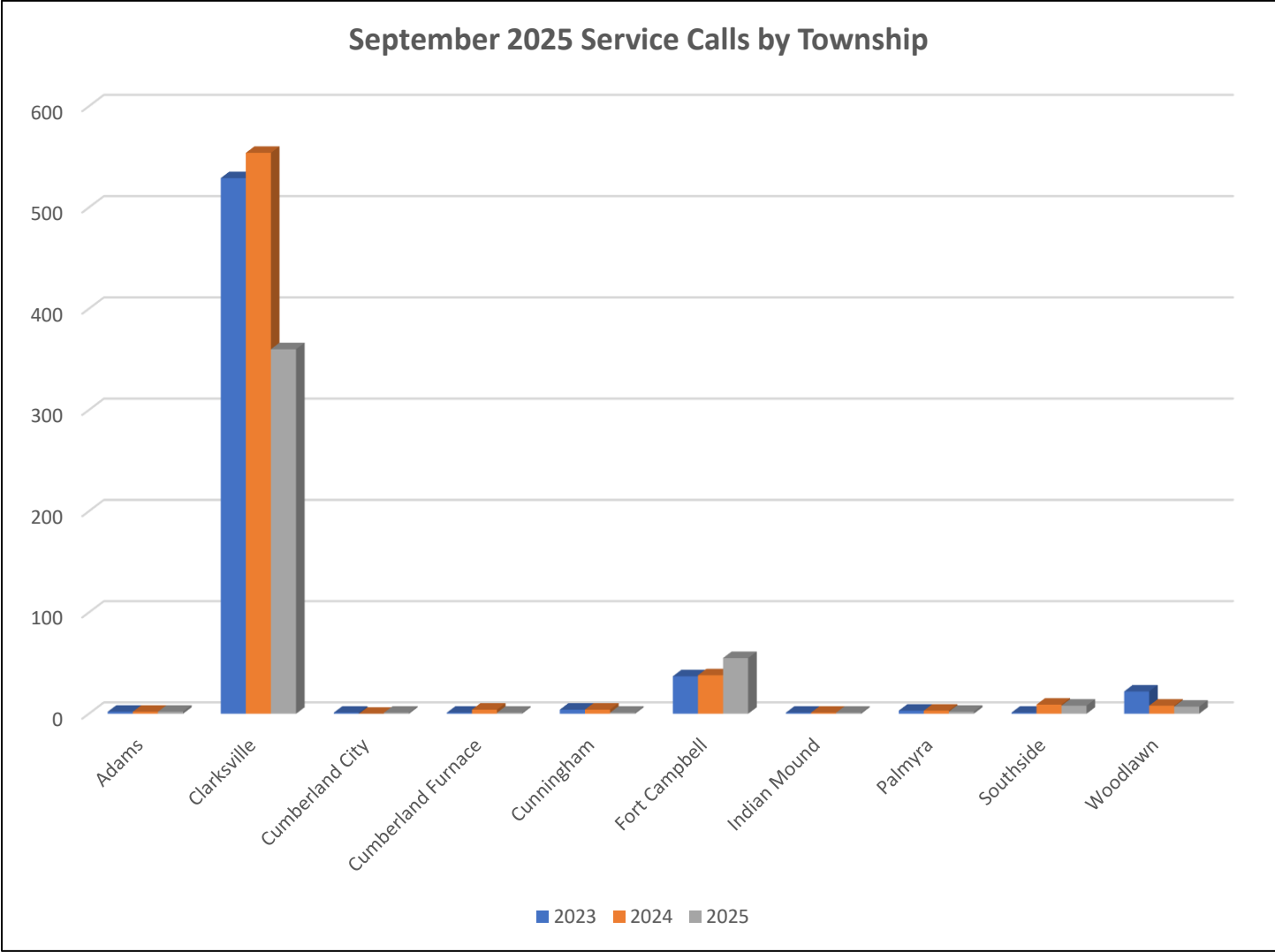
Service Calls by Jurisdiction	438
City of Clarksville	335
Montgomery County	50
Ft. Campbell	55
Out of County	0



September 2025 Shelter Report

Activity Calls by Townships

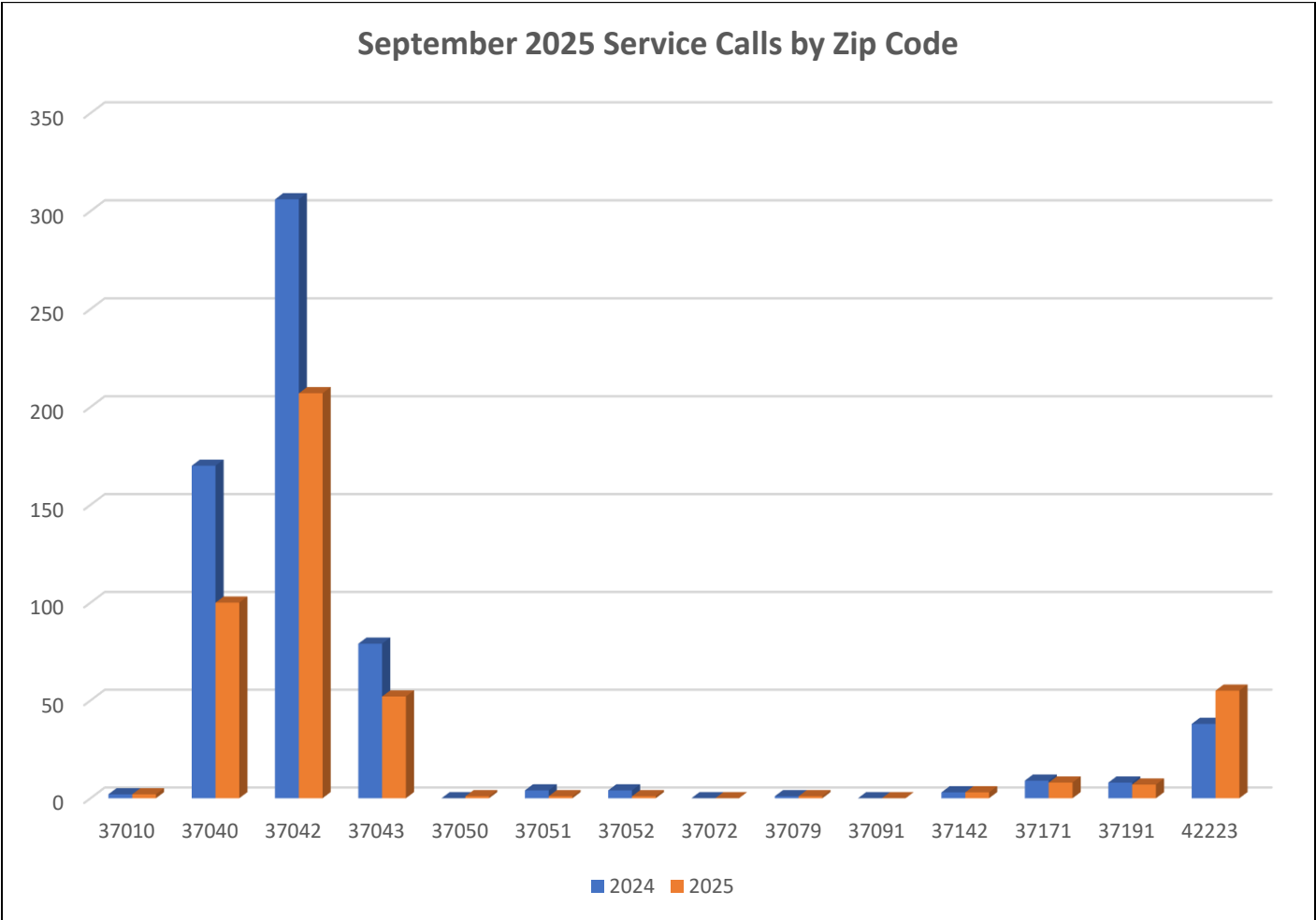
Service Calls by Township	438
Adams	2
Clarksville	360
Cumberland Furnace	1
Cumberland City	1
Cunningham	1
Fort Campbell	55
Indian Mound	1
Palmyra	2
Southside	8
Woodlawn	7
Other	0



September 2025 Shelter Report

Service Calls by Zip Code

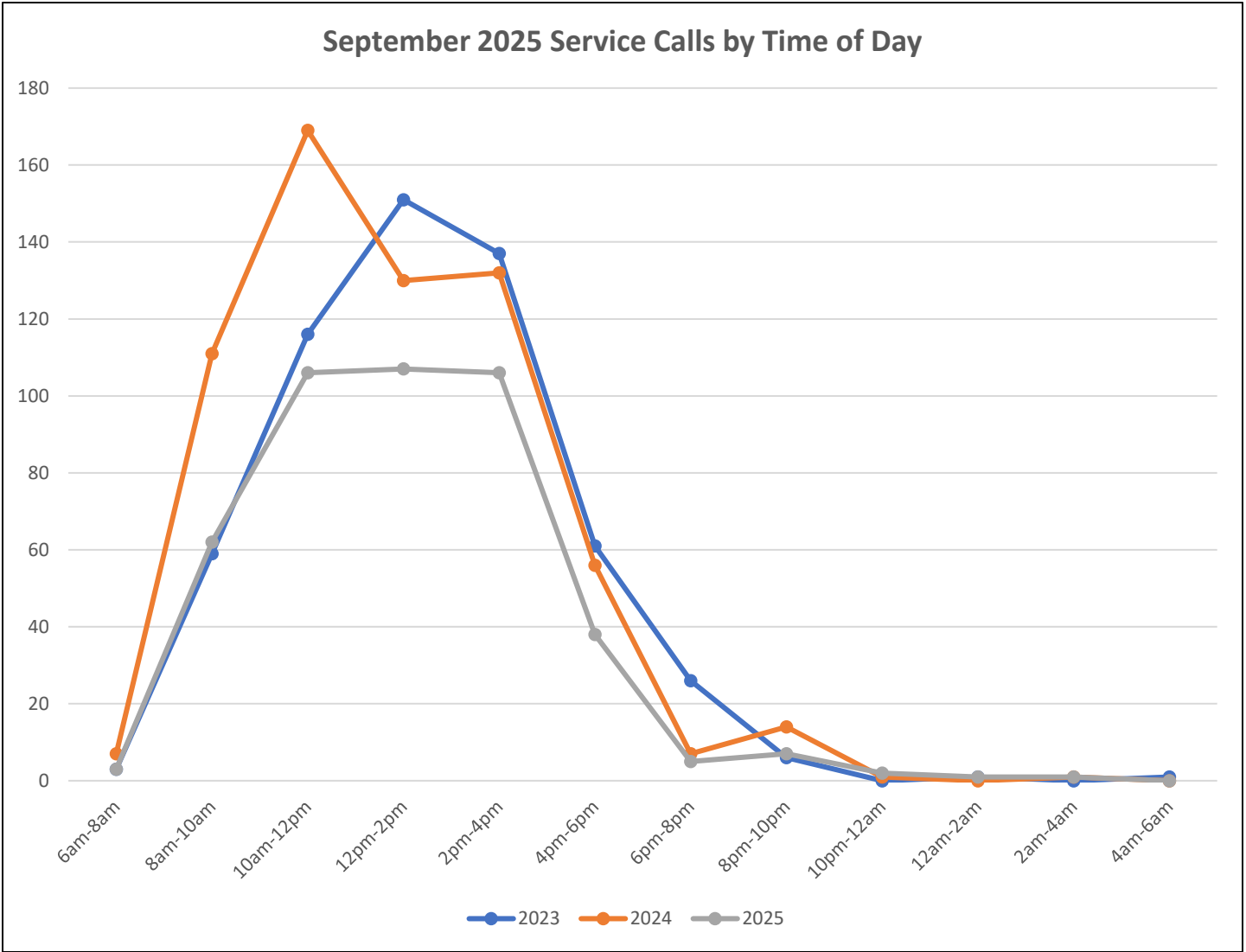
Service Calls Outcomes	438
37010	2
37040	100
37042	207
37043	52
37050	1
37051	1
37052	1
37072	0
37079	1
37091	0
37142	3
37171	8
37191	7
42223	55
Other	0



September 2025 Shelter Report

Activity by Time of Day

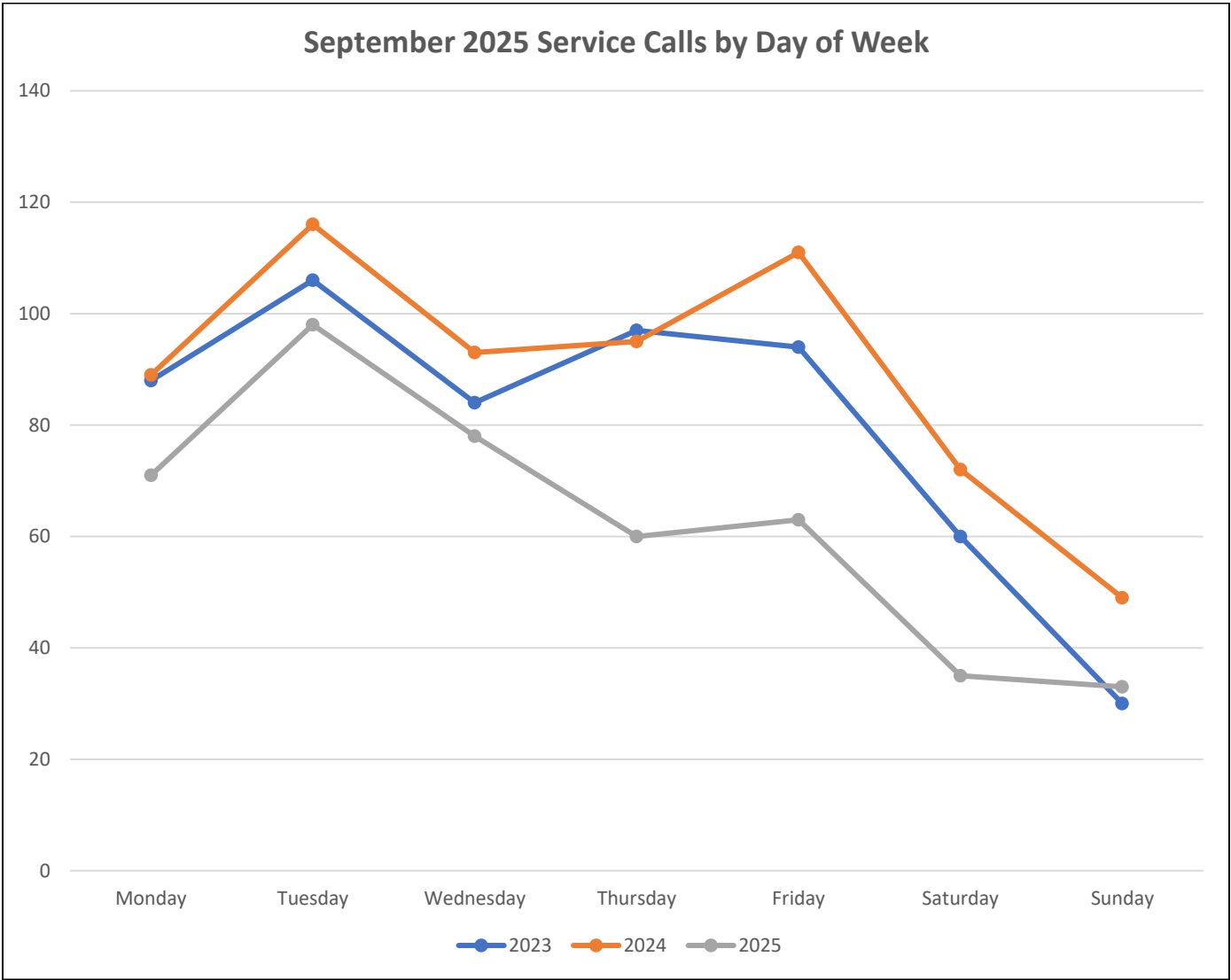
Service Calls by Time of Day 438	
6am to 8am	3
8am to 10am	62
10am to 12pm	106
12pm to 2pm	107
2pm to 4pm	106
4pm to 6pm	38
6pm to 8pm	5
8pm to 10pm	7
10pm to 12am	2
12am to 2am	1
2am to 4am	1
4am to 6am	0



September 2025 Shelter Report

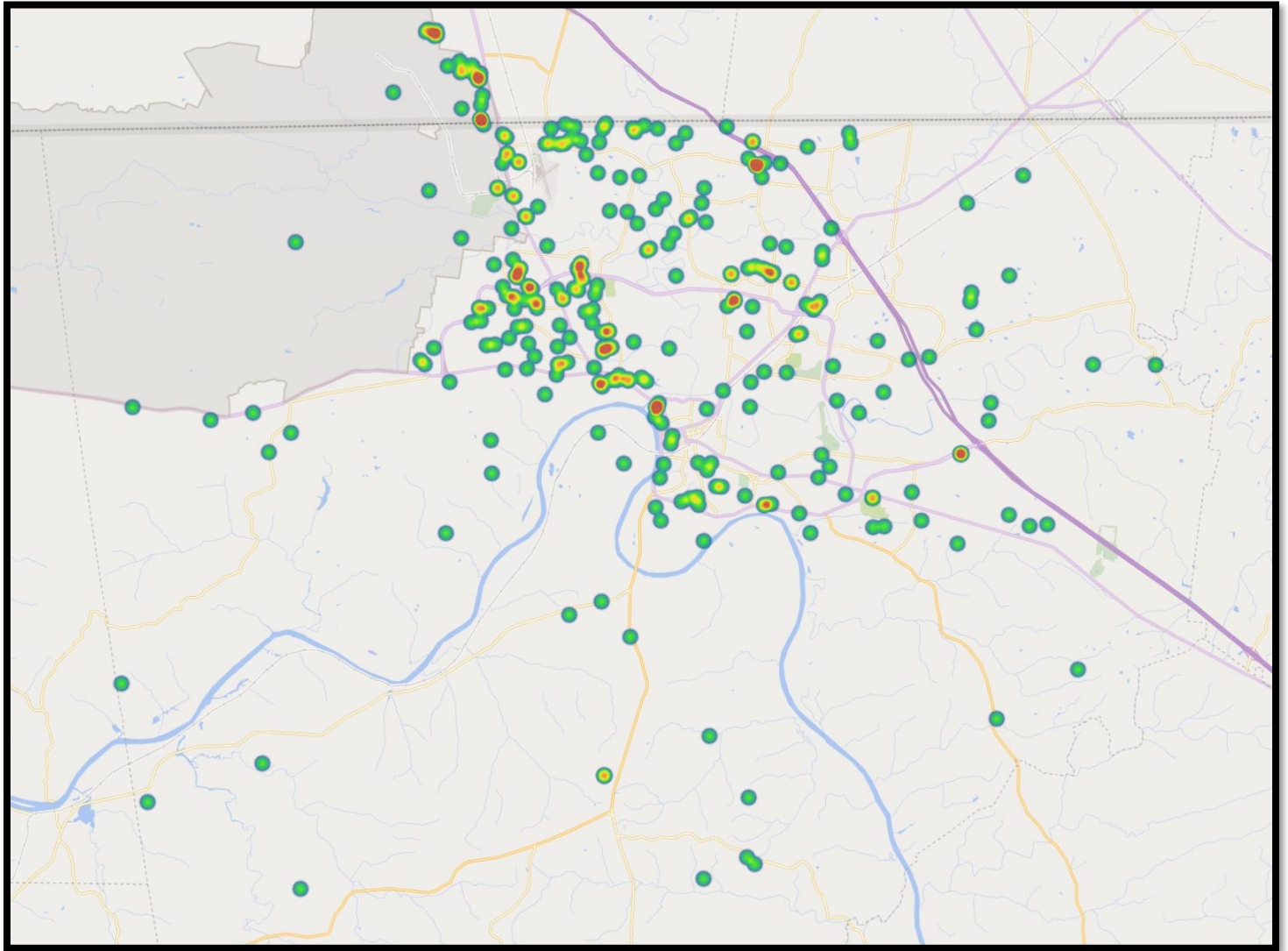
Activity by Day of Week

Service Calls by Day	438
Monday	71
Tuesday	98
Wednesday	78
Thursday	60
Friday	63
Saturday	35
Sunday	33



September 2025 Shelter Report

Activity Heat Map

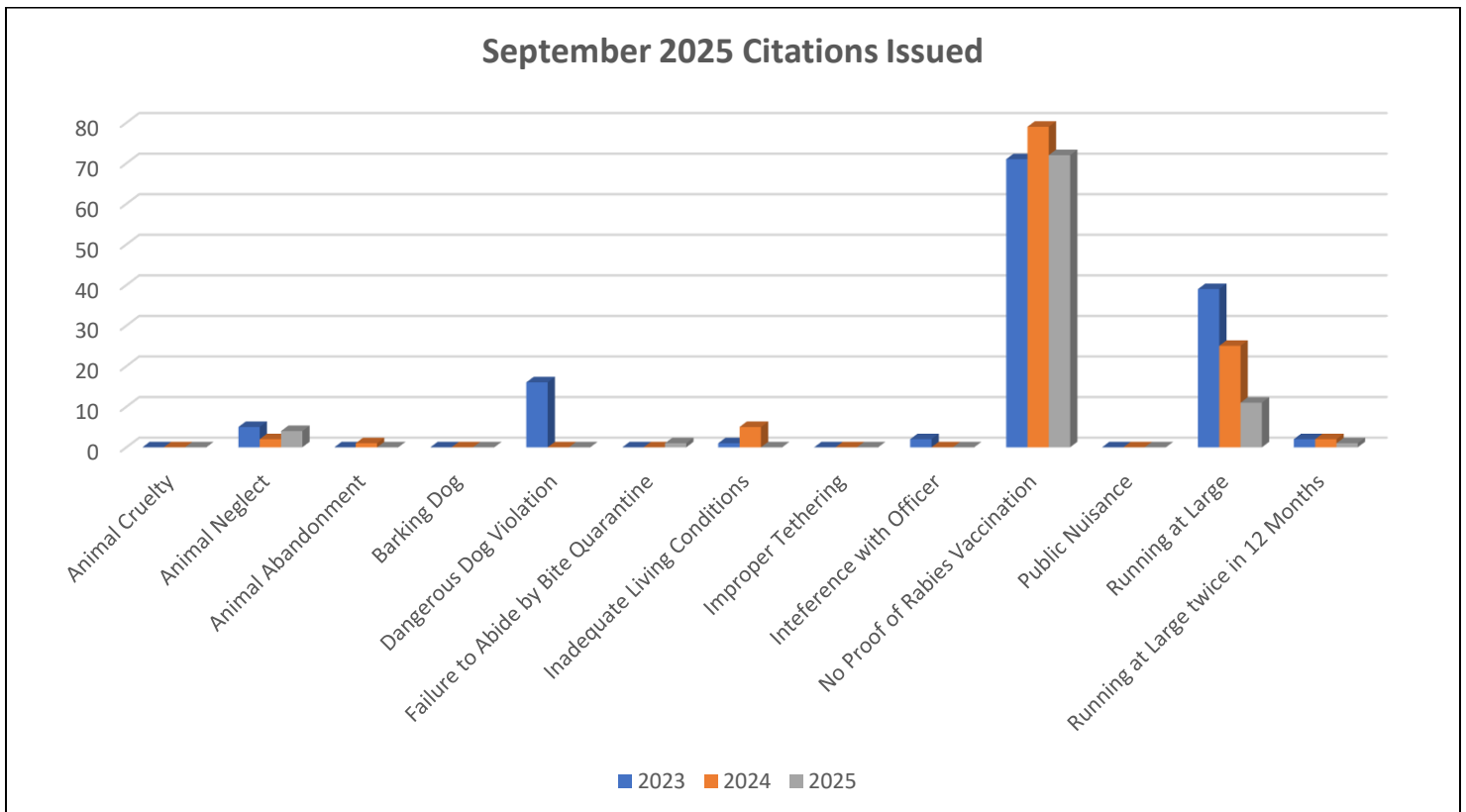


September 2025 Shelter Report

Citations Issued

Citations Issued	89
Animal Cruelty	0
Animal Neglect	4
Animal Abandonment	0
Barking Dog	0
Dangerous Dog Violation	0
Failure to abide by Bite Quarantine	1
Inadequate Living Conditions	0
Improper Tethering	0
Interference with Officer	0
No Proof of Rabies Vaccination	72
Public Nuisance	0
Running at Large	11
Running at Large Twice in 12 Months	1
Running at Large Fourth in 12 Months	0

Citation Outcomes	89
Sent to General Sessions	30
Rectified Prior to Court	20
Pending	35
Warning Citation	4



2025 Totals

Activity	Jan.	Feb.	Mar.	Apr.	May	Jun.	Jul.	Aug.	Sep.	Oct.	Nov.	Dec.	Total	2024	Trend	% Change
Owner Surrenders	59	64	48	70	67	67	48	49	50				522	625	708	
Intakes	327	308	390	398	496	504	520	428	465				3,836	5,076	5,056	
Stray Dog	140	142	175	138	129	127	142	124	141				1,258	2,058	1,675	
Stray Cat	71	73	78	114	198	171	180	170	232				1,287	1,518	1,582	
Calls for Service	481	434	657	638	644	575	504	508	438				4,879	7,026	6,662	
Euthanasia dog	40	50	43	47	48	45	65	41	30				409	499	568	
Euthanasia Cat	12	13	17	13	26	46	37	77	39				280	329	361	
Microchips Issued	138	134	155	155	108	188	179	118	157				1,314	1,905	1,762	
Adoptions	147	136	148	134	140	197	181	162	195				1,440	1,909	1,867	
Rescue/Transfer	71	35	79	76	87	69	76	60	53				606	886	829	
Incoming Phone Calls	1,958	1,825	2,177	2,160	2,397	2,321	2,041	2,331	2,156				19,366	26,144	25,815	
Visitors	1,354	1,253	1,993	1,568	1,083	2,775	1,490	1,467	1,541				14,527	16,594	179,479	

Live Release Rate%	Jan.	Feb.	Mar.	Apr.	May	Jun.	Jul.	Aug.	Sep.	Oct.	Nov.	Dec.	Total	2024	% Change
Dogs	81%	83%	85%	84%	73%	80%	72%	77%	85%				81.25%	82%	
Cats	89%	85%	85%	88%	85%	78%	80%	64%	78%				82%	82%	
Total Live Release	84%	84%	85%	85%	79%	79%	76%	70%	82%				81%	82%	

2024 Totals

Activity	Jan.	Feb.	Mar.	Apr.	May	Jun.	Jul.	Aug.	Sep.	Oct.	Nov.	Dec.	Total	2023	Trend	% Change
Owner Surrenders	52	44	29	56	44	49	62	69	67	61	44	46	625	661	642	
Intakes	340	329	336	411	476	491	542	504	431	474	361	380	5,076	4,438	5,202	
Stray Dog	166	178	167	156	185	171	197	170	163	173	156	176	2,058	1,792	2,071	
Stray Cat	63	64	74	107	170	181	221	169	136	153	100	80	1,518	1,411	1,605	
Calls for Service	540	554	623	609	583	517	619	692	625	665	499	500	7,026	7,130	7,232	
Euthanasia dog	37	54	15	28	56	52	71	38	41	40	31	36	499	419	518	
Euthanasia Cat	10	16	9	26	18	24	57	33	46	58	14	18	329	383	356	
Microchips Issued	152	102	149	150	137	137	158	197	156	193	193	181	1,905	1,438	1,837	
Adoptions	141	122	155	129	131	132	174	193	178	197	174	183	1,909	1,607	1,862	
Rescue/Transfer	53	54	57	79	134	105	91	84	58	73	42	55	886	972	945	
Incoming Phone Calls	1,926	2,200	2,421	2,507	2,296	2,295	2,552	2,363	2,091	2,510	1,598	1,385	26,144	26,816	27,793	
Visitors	1,081	1,364	1,411	941	1,120	1,262	1,576	1,699	1,402	1,421	1,560	1,757	16,594		15,932	

Live Release Rate%	Jan.	Feb.	Mar.	Apr.	May	Jun.	Jul.	Aug.	Sep.	Oct.	Nov.	Dec.	Total	2023	% Change
Dogs	76%	76%	93%	88%	79%	78%	73%	86%	82%	83%	85%	85%	82%		
Cats	89%	80%	91%	81%	91%	84%	72%	81%	67%	71%	87%	86%	82%		
Total Live Release	80%	77%	92%	85%	84%	81%	73%	84%	76%	77%	86%	85%	82%		

2023 Totals

Activity	Jan.	Feb.	Mar.	Apr.	May	Jun.	Jul.	Aug.	Sep.	Oct.	Nov.	Dec.	Total	2022	% Change
Owner Surrenders	49	50	56	63	70	41	52	44	41	30	32	36	564	661	-14.6%
Intakes	348	334	354	386	478	427	426	412	419	450	379	319	4,732	4,438	6.2%
Stray Dog	148	139	179	172	198	166	185	170	161	162	163	134	1,977	1,792	9.3%
Stray Cat	85	74	57	101	134	141	114	131	164	152	116	85	1,654	1,411	14.6%
Calls for Service	641	609	745	703	742	667	555	601	561	556	519	522	7,421	7,130	4%
Euthanasia dog	42	34	47	46	48	66	60	53	59	53	47	28	553	419	30%
Euthanasia Cat	15	15	21	17	16	34	61	52	48	57	29	15	380	383	.7%
Microchips Issued	109	123	123	124	160	131	140	110	132	182	154	143	1,631	1,438	11.8%
Adoptions	122	130	121	106	147	131	144	113	138	171	152	133	1,608	1,607	.2%
Rescue/Transfer	68	44	54	70	39	52	23	38	51	51	36	47	573	972	-41%
Incoming Phone Calls	2,347	1,913	2,345	2,225	2,540	2,246	2,266	2,454	2,131	2,257	1,967	2,125	26,816	--	--

Live Release Rate%	Jan.	Feb.	Mar.	Apr.	May	Jun.	Jul.	Aug.	Sep.	Oct.	Nov.	Dec.	Total	2022	% Change
Dogs	89%	83%	81%	80%	82%	71%	75%	74%	67%	75%	80%	76%	78%	84%	-9%
Cats	91%	84%	78%	83%	85%	72%	57%	54%	71%	69%	80%	88%	76%	72%	5.2%
Total Live Release	90%	83%	80%	81%	82%	71%	68%	67%	69%	72%	80%	82%	77%	80%	-3.7%

2022 Totals

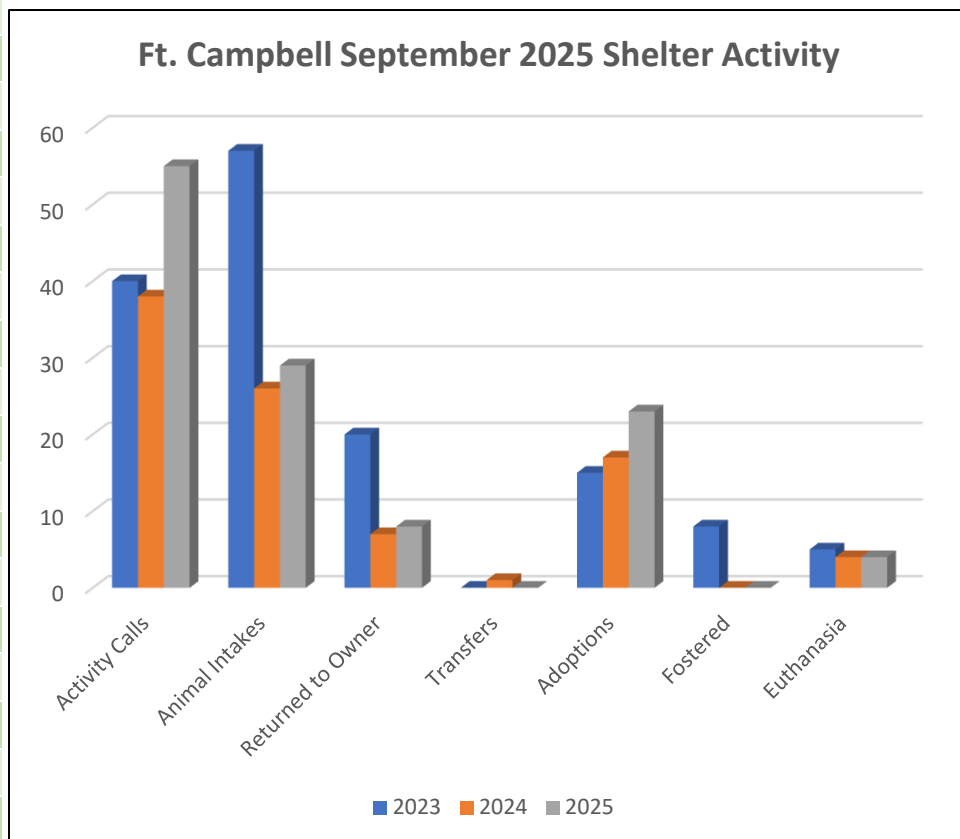
Activity	Jan.	Feb.	Mar.	Apr.	May	Jun.	Jul.	Aug.	Sep.	Oct.	Nov.	Dec.	Total	2021	% Change
Owner Surrenders	31	110	75	41	31	56	36	47	54	48	49	52	661	633	4%
Intakes	234	320	329	313	384	396	313	508	456	434	369	382	4,438	3,761	15%
Stray Dog	114	109	150	108	119	129	158	202	171	153	166	192	1,792	1,435	20%
Stray Cat	67	47	80	129	195	175	91	177	164	146	78	62	1,411	1,065	25%
Calls for Service	397	409	614	615	592	628	637	649	630	642	636	681	7,130	5,328	25%
Euthanasia dog	19	32	27	21	24	35	36	64	55	27	50	64	419	232	45%
Euthanasia Cat	11	27	30	18	29	84	42	52	73	66	46	18	383	350	8%
Microchips Issued	128	99	150	123	140	144	193	172	128	170	135		1,438	1,636	-12%
Adoptions	137	99	142	122	110	142	184	187	141	186	122	177	1,607	1,523	5%
Rescue/Transfer	60	68	75	131	77	68	35	85	83	63	46	67	790	972	-18%
Incoming Phone Calls	**	**	**	**	**	**	**	**	**	2,400	2,192	2,155	6,747	---	---

Live Release Rate%	Jan.	Feb.	Mar.	Apr.	May	Jun.	Jul.	Aug.	Sep.	Oct.	Nov.	Dec.	Total	2021	% Change
Dogs	89.4%	83%	87%	91%	88%	85%	86%	76%	76%	89%	76%	77%	84%	86%	-2%
Cats	90%	73%	75%	88%	78%	54%	71%	71%	56%	65%	60%	87%	72%	72%	0%
Total Live Release	89.4%	80%	83%	90%	84%	72%	80%	74%	67%	78%	71%	81%	80%	85%	-5%



September 2025 Ft. Campbell Shelter Report

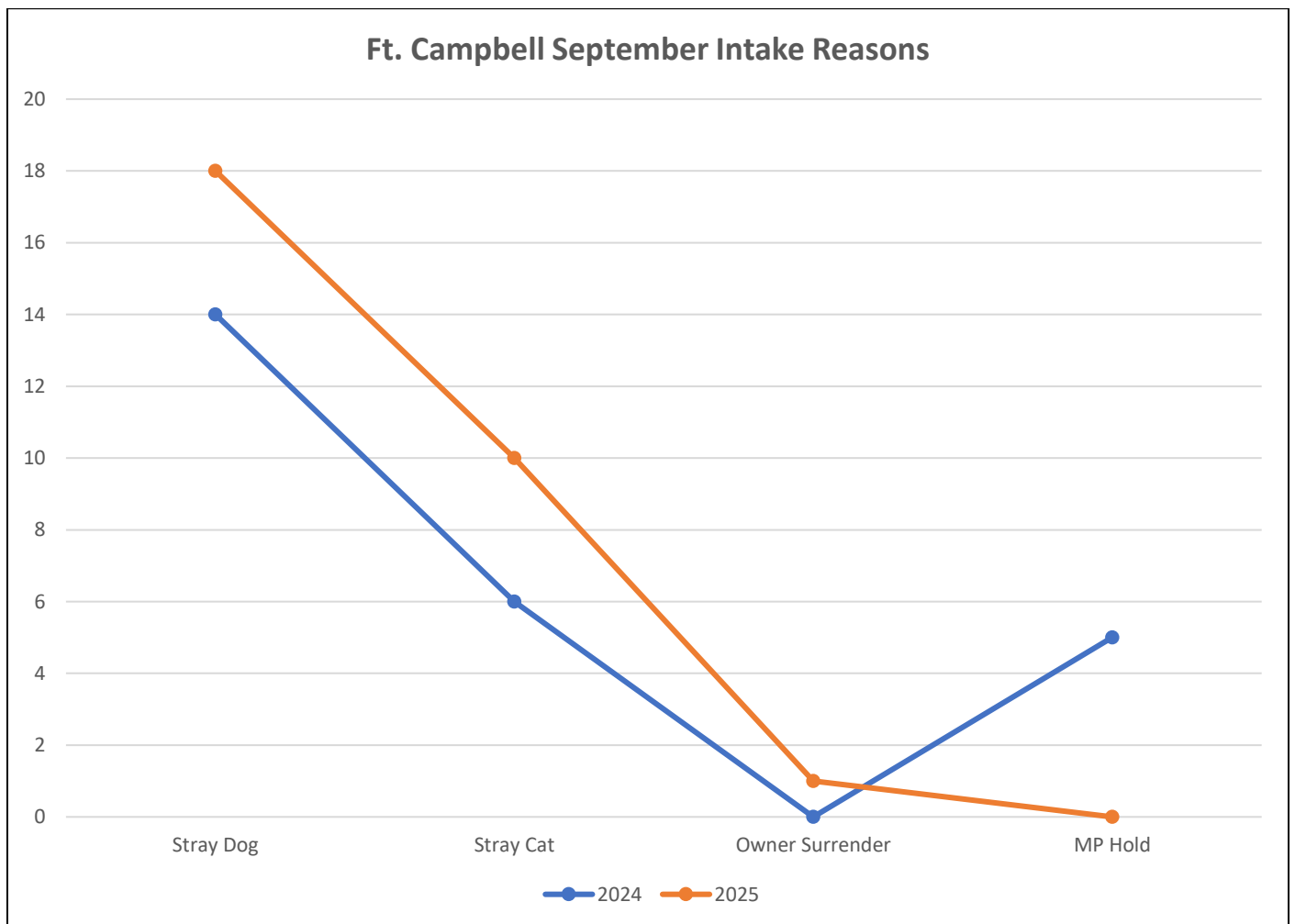
September 2025	
Activity Calls	55
Animal Intakes	29
Dogs	18
Cats	11
Other	0
Incoming Per Day	1.1
Returned to Owner	8
Dogs – In Field	0
Cats – In Field	0
Dogs – From Shelter	4
Cats – From Shelter	4
Other – From Shelter	0
Transfers	0
Dogs Transferred	0
Cats Transferred	0
Animals Adopted	26
Dogs Altered	5
Dogs Unaltered	11
Cats Altered	3
Cats Unaltered	7
Fostered	0
Dogs Fostered	0
Cats Fostered	0
Euthanasia	4
Dogs Euthanized	1
Cats Euthanized	3
TNR/Returned to Field	0
Visitors to Shelter	217
Avg. Visitors per Day	7



September 2025 Ft. Campbell Shelter Report

Animal Intake Reasons

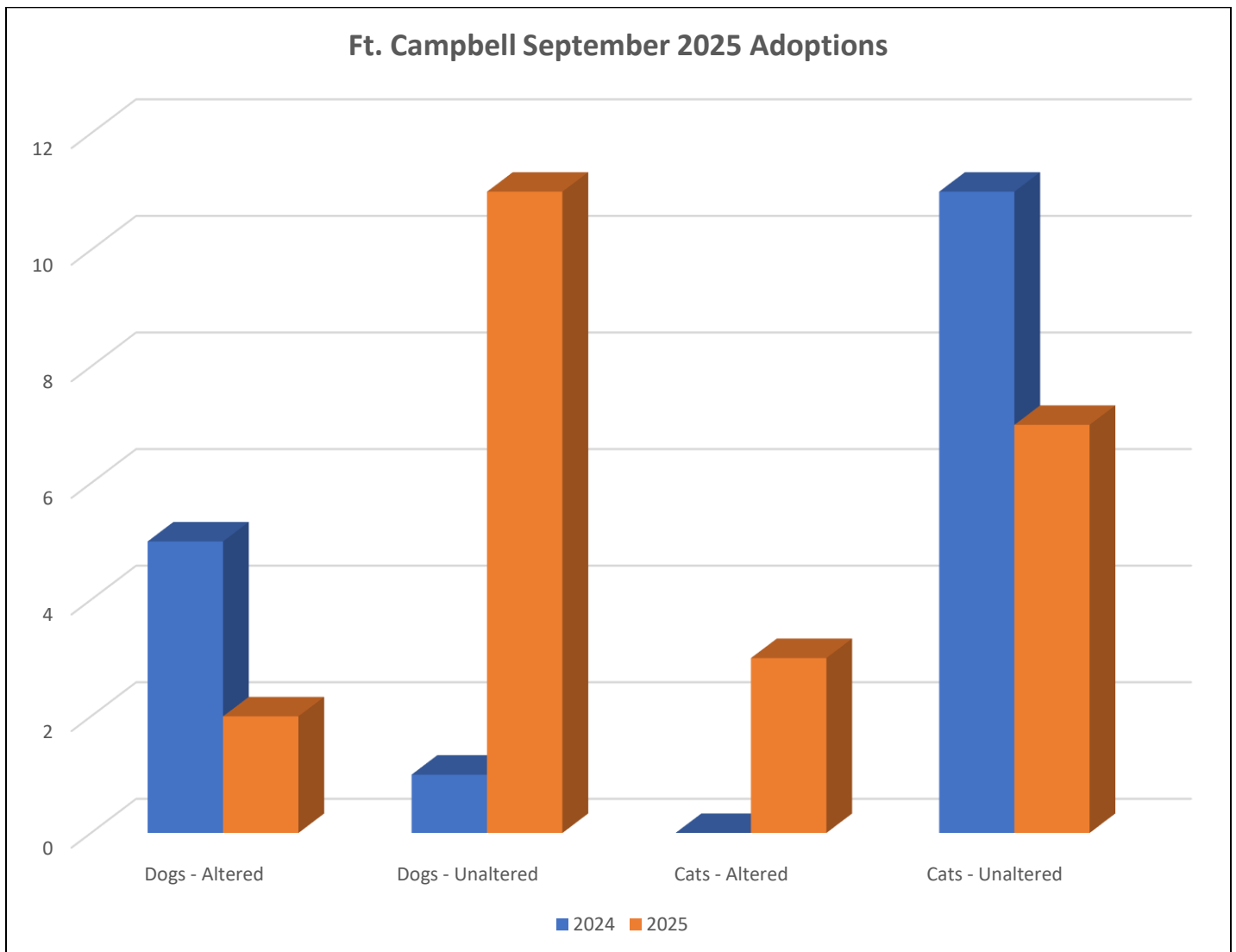
Intake Reasons	29
Stray Dog	18
Stray Cat	10
MP Hold	0
Returned Adoption	0
Abandoned	0
Protective Custody	0
Owner Surrender	1
Bite Quarantine	0
Foster Return	0
Born in Shelter	0



September 2025 Ft. Campbell Shelter Report

Animal Adoptions

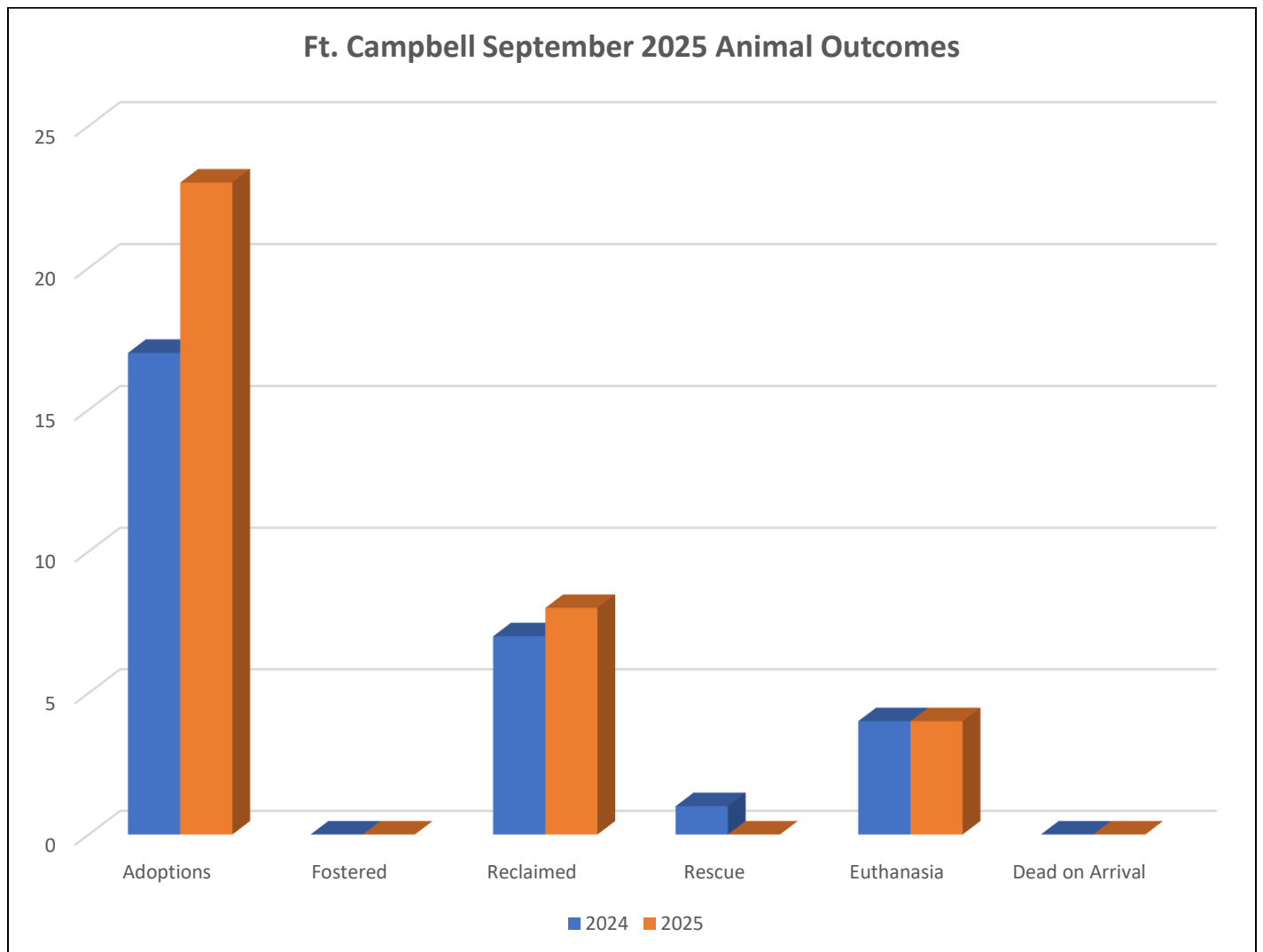
Adoptions	26
Dogs/Puppies – Altered	5
Dogs/Puppies – Unaltered	11
Cats/Kittens – Altered	3
Cats/Kittens – Unaltered	7



September 2025 Ft. Campbell Shelter Report

Outcomes

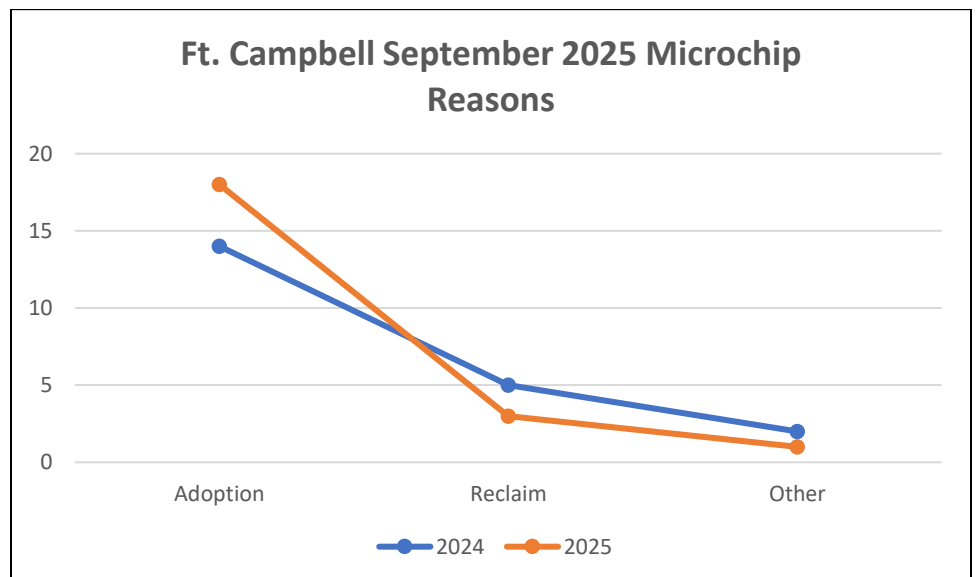
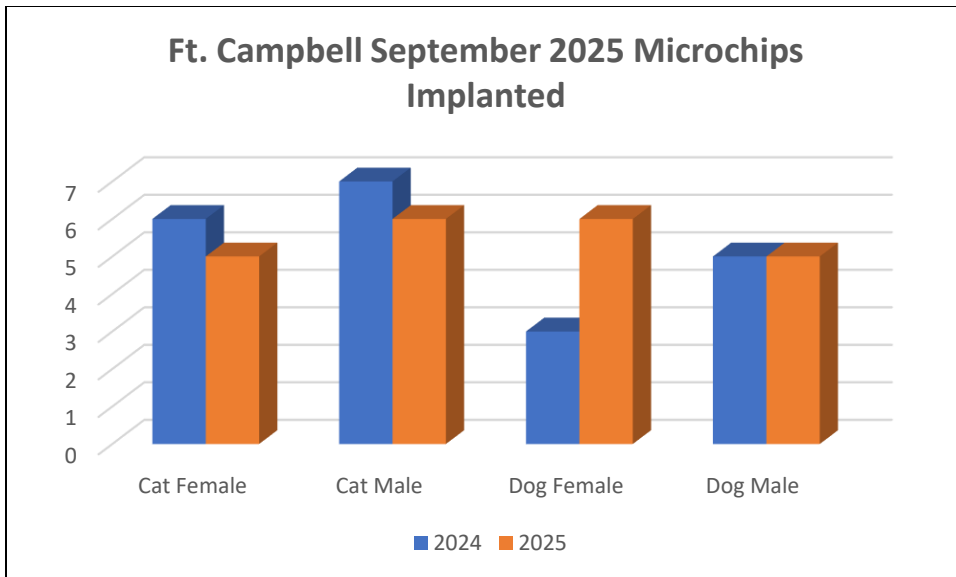
Animal Outcomes	35
Adoptions	26
Fostered	0
Reclaimed	8
Transferred to Rescue	0
Euthanasia	4
Dead on Arrival	0



September 2025 Ft. Campbell Shelter Report

Microchips Issued

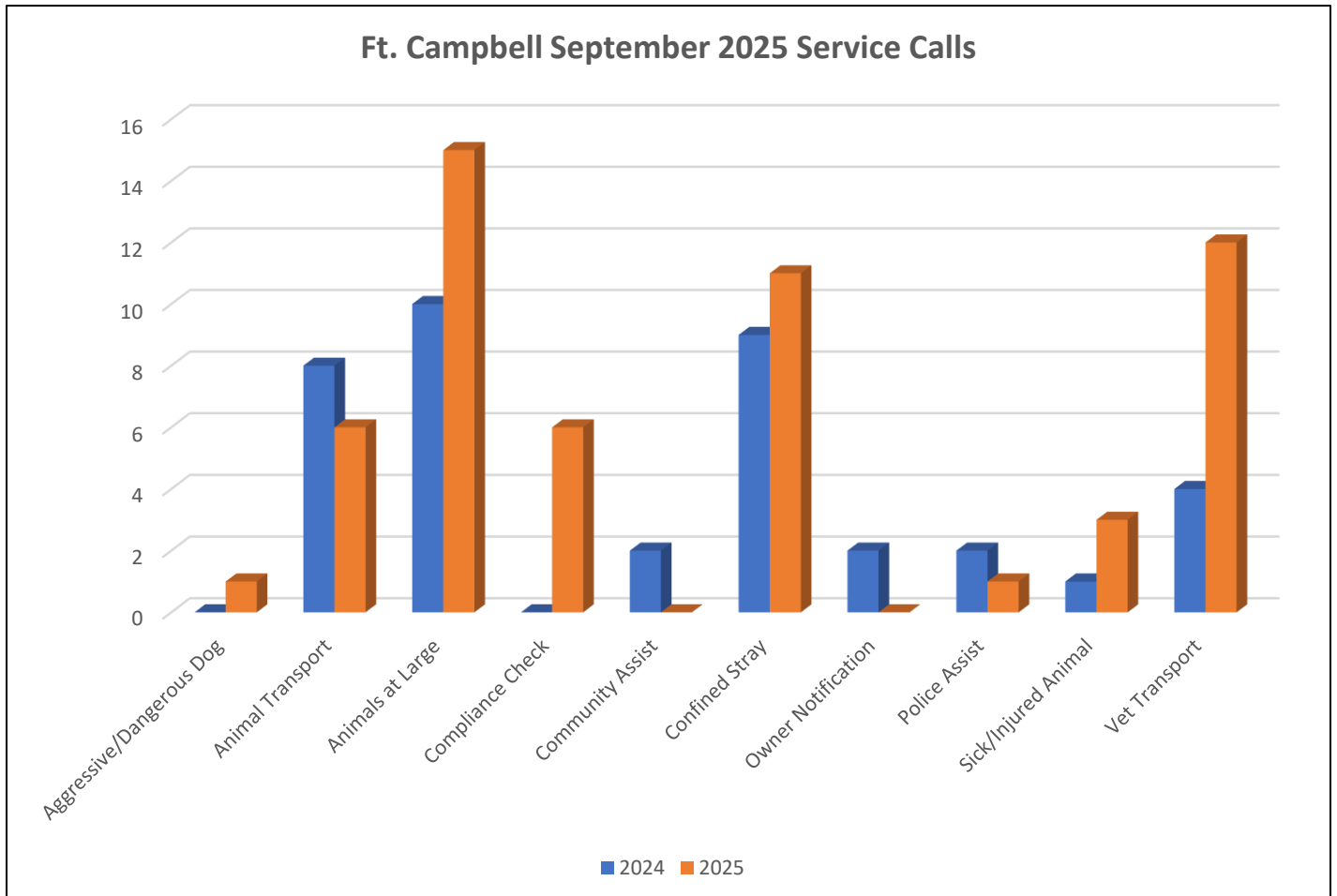
Microchips Implanted	22
Dogs – Female	6
Dogs – Male	5
Cats – Female	5
Cats – Male	6
Adoptions	18
Reclaimed	3
Other	1



September 2025 Ft. Campbell Shelter Report

Activity Calls

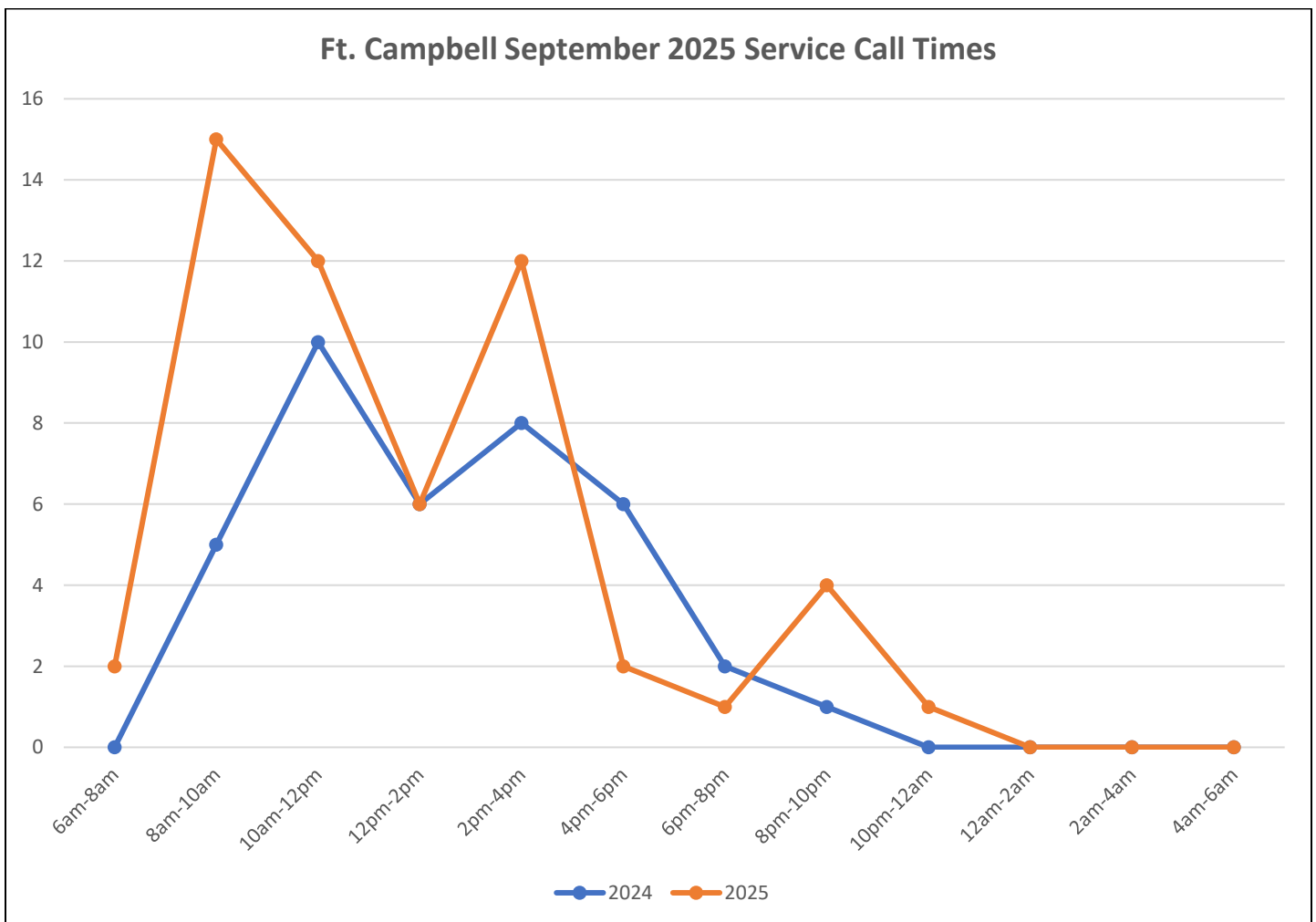
Service Calls	55
Animal Transport	6
Aggressive/Dangerous Dog	1
Animals at Large	15
Bite Investigation	0
Community Assist	0
Compliance Check	6
Confined Stray	11
Dog in School	0
Owner Notification	0
Police Assist	1
Vet Transport	12
Sick/Injured Animal	3
Welfare/Neglect	0
Possible Abandonment	0



September 2025 Ft. Campbell Shelter Report

Activity by Time of Day

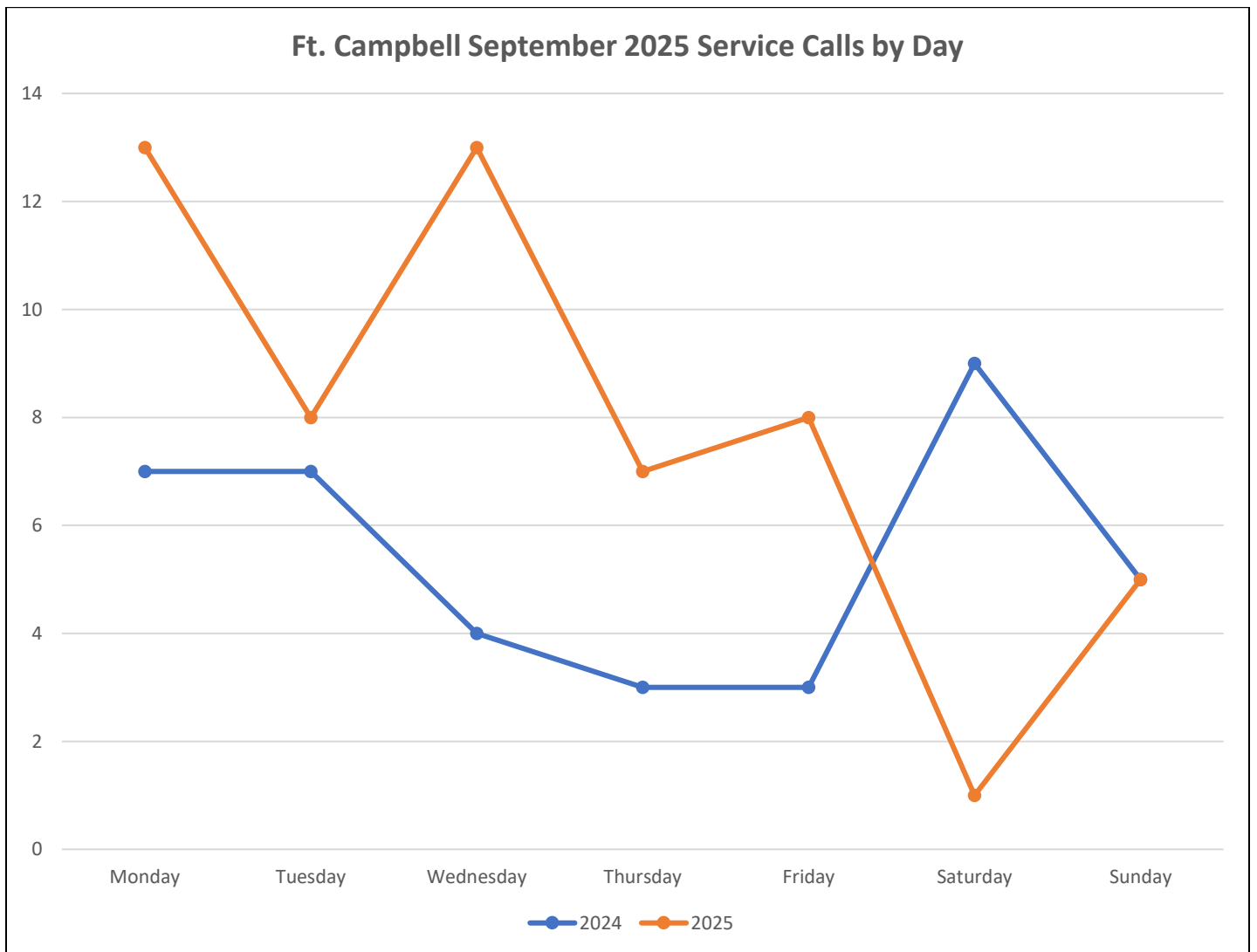
Service Calls by Time of Day	55
6am to 8am	2
8am to 10am	15
10am to 12pm	12
12pm to 2pm	6
2pm to 4pm	12
4pm to 6pm	2
6pm to 8pm	1
8pm to 10pm	4
10pm to 12am	1
12am to 2am	0
2am to 4am	0
4am to 6am	0



September 2025 Ft. Campbell Shelter Report

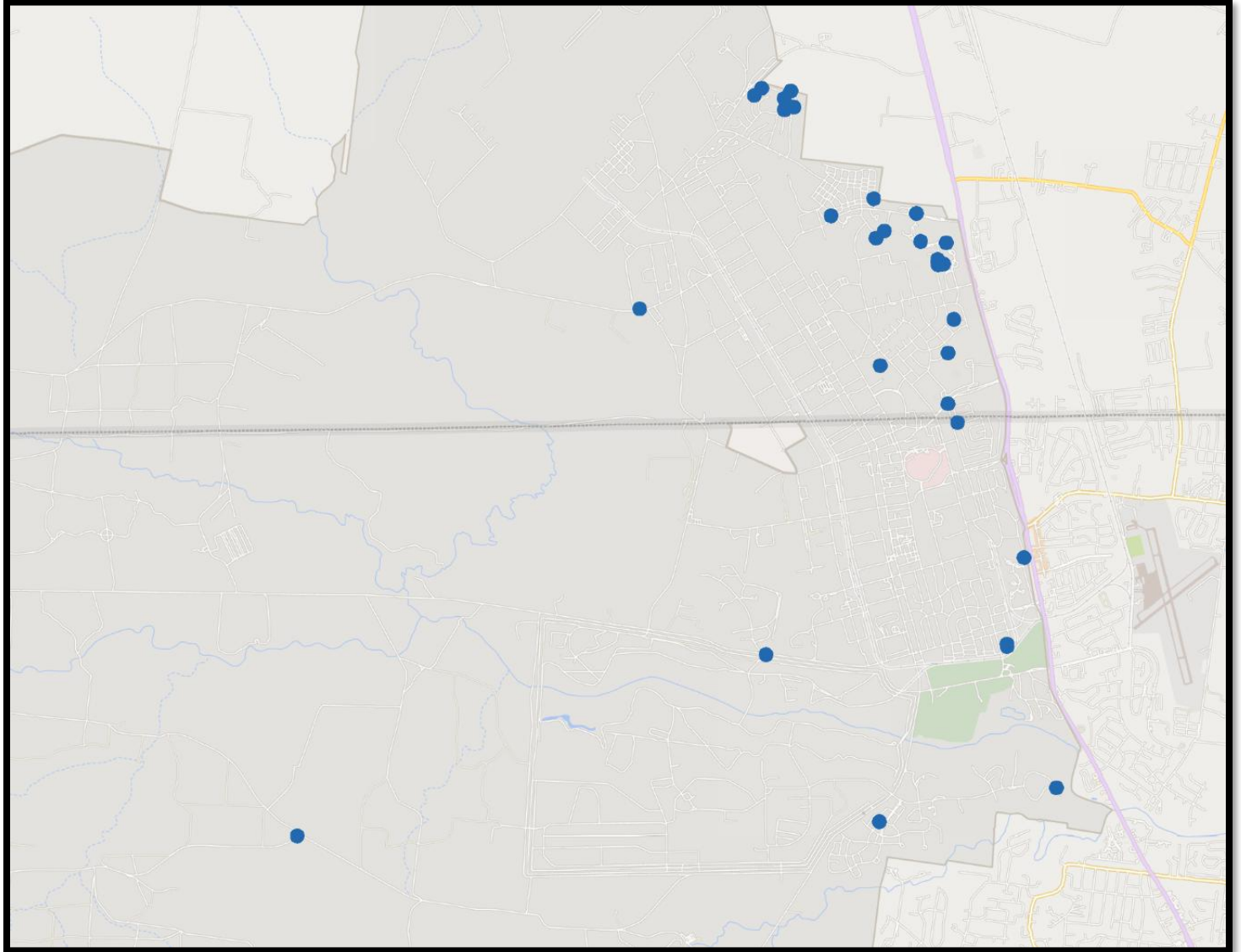
Activity by Day of Week

Service Calls by Day	55
Monday	13
Tuesday	8
Wednesday	13
Thursday	7
Friday	8
Saturday	1
Sunday	5



September 2025 Ft. Campbell Shelter Report

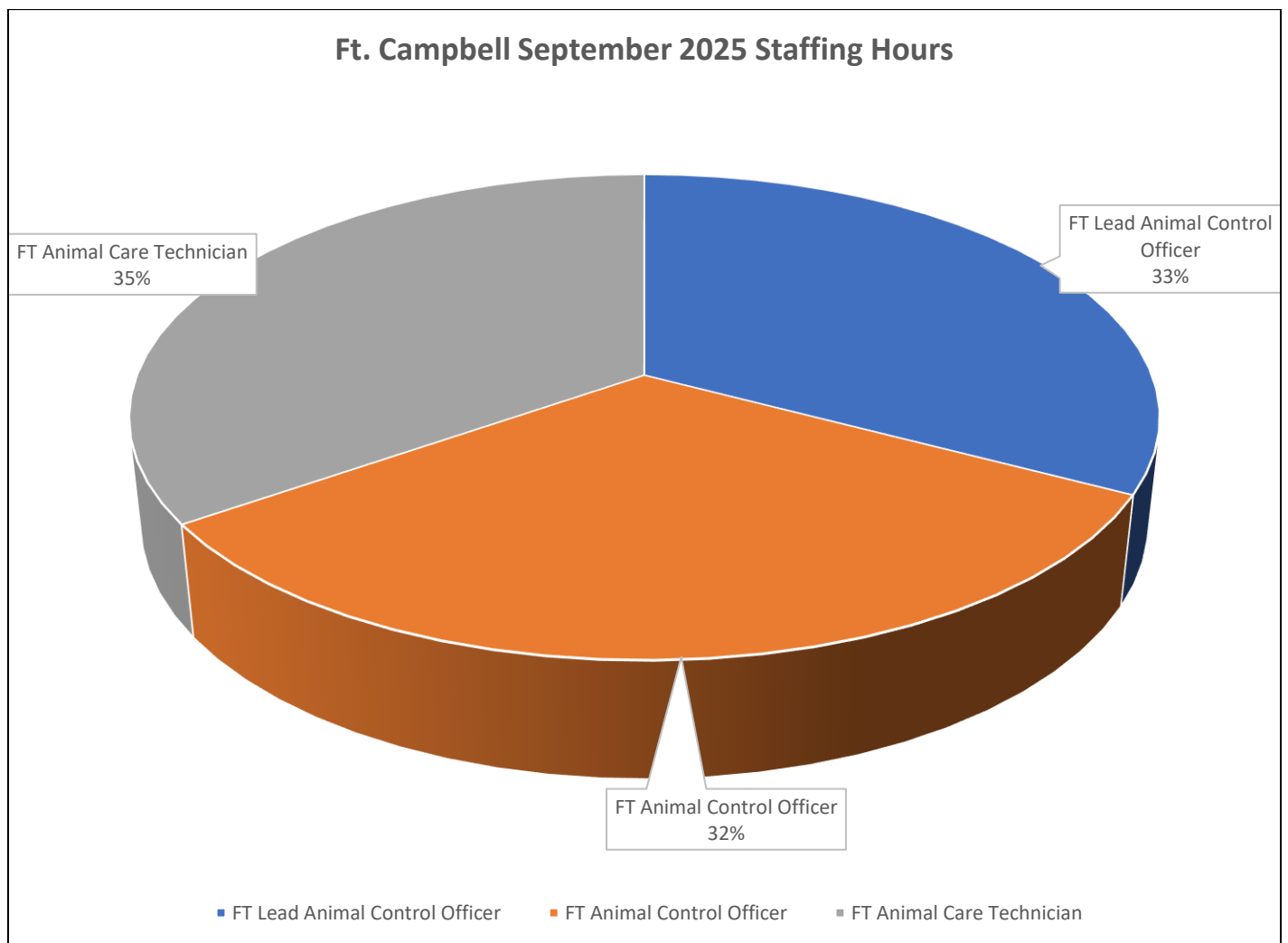
Activity Heat Map



September 2025 Ft. Campbell Shelter Report

Personnel Staffing Hours

Personnel Hours	581.75
FT Lead Animal Control Officer	190.5
FT Animal Control Officer	189.5
PT Animal Control Officer	0
FT Animal Care Tech	201.75



2025 Totals

Activity	Jan.	Feb.	Mar.	Apr.	May	Jun.	Jul.	Aug.	Sep.	Oct.	Nov.	Dec.	Total	2024	% Change
Owner Surrenders	6	4	4	8	2	3	2	6	1				28	6	
Intakes	36	33	52	46	50	46	48	47	29				292	368	
Stray Dog	16	18	23	15	14	17	17	9	18				121	185	
Stray Cat	6	10	4	11	12	22	10	16	10				75	133	
Calls for Service	34	36	59	41	38	42	66	51	55				305	400	
Euthanasia dog	1	2	2	1	0	2	4	1	1				9	21	
Euthanasia Cat	0	0	4	0	2	4	1	1	3				13	14	
Microchips Issued	18	18	24	13	14	14	31	23	22				123	164	
Adoptions	13	12	17	16	13	20	21	19	23				114	114	
Rescue/Transfer	6	2	3	1	2	0	3	1	0				14	41	
Incoming Phone Calls	--	--	--	--	--	--	--	--	--	--	--	--	--	--	

Live Release Rate%	Jan.	Feb.	Mar.	Apr.	May	Jun.	Jul.	Aug.	Sep.	Oct.	Nov.	Dec.	Total	2022	% Change
Dogs	93%	92%	95%	96%	100%	93%	87.5%	93%	94%				94.8%		
Cats	100%	100%	50%	100%	82%	78%	95%	91%	82%				85%		
Total Live Release	96%	94%	88%	97%	93%	87.5%	90%	92%	89%				92.6%		

2024 Totals

Activity	Jan.	Feb.	Mar.	Apr.	May	Jun.	Jul.	Aug.	Sep.	Oct.	Nov.	Dec.	Total	2023	% Change
Owner Surrenders	1	0	0	2	0	0	1	0	0	1	0	1	6	0	
Intakes	31	21	35	46	34	40	40	63	26	45	39	27	368	405	-9%
Stray Dog	19	10	30	29	18	13	18	14	14	19	24	14	185	168	9%
Stray Cat	9	5	2	9	7	15	18	26	6	16	6	7	133	156	-14%
Calls for Service	25	35	54	51	45	30	35	34	38	49	35	34	400	453	-11%
Euthanasia dog	0	4	0	1	1	3	4	2	4	2	1	3	21	11	47%
Euthanasia Cat	1	2	0	1	0	1	1	5	0	4	1	0	14	19	-26%
Microchips Issued	16	15	16	18	10	7	11	21	21	17	31	19	164	153	6.7%
Adoptions	14	13	9	11	8	6	10	12	17	10	18	10	114	146	-21.9%
Rescue/Transfer	1	5	3	2	0	0	8	13	1	4	2	4	41	33	19.5%
Incoming Phone Calls	--	--	--	--	--	--	--	--	--	--	--	--	--	--	

Live Release Rate%	Jan.	Feb.	Mar.	Apr.	May	Jun.	Jul.	Aug.	Sep.	Oct.	Nov.	Dec.	Total	2022	% Change
Dogs	100%	83%	100%	97%	96%	79%	81%	93%	76%	90%	97%	84%	90%		
Cats	92%	75%	100%	75%	100%	75%	92%	58%	100%	67%	80%	100%	84%		
Total Live Release	95%	81%	100%	94%	96%	78%	85%	83%	86%	82%	94%	89%	89%		

2023 Totals

Activity	Jan.	Feb.	Mar.	Apr.	May	Jun.	Jul.	Aug.	Sep.	Oct.	Nov.	Dec.	Total	2022	% Change
Owner Surrenders	0	0	0	0	0	0	0	0	0	0	0	0	0	0	0
Intakes	43	27	26	34	48	36	42	47	57	29	39	31	405	375	7.4%
Stray Dog	13	11	16	14	31	16	22	19	23	10	12	12	168	142	15.4%
Stray Cat	12	6	6	12	13	14	9	16	27	18	22	14	156	107	31.4%

Calls for Service	29	41	48	51	69	51	45	37	40	37	36	38	453	307	32%
Euthanasia dog	2	1	1	1	1	1	1	1	1	1	1	0	11	8	27%
Euthanasia Cat	1	0	1	2	0	1	0	2	4	4	4	0	19	4	78%
Microchips Issued	9	12	17	6	26	15	17	16	19	14	14	14	153	152	.6%
Adoptions	8	9	8	9	18	11	16	15	15	27	13	15	146	101	31%
Rescue/Transfer	2	4	4	2	3	2	0	3	0	6	10	0	33	--	--
Incoming Phone Calls	n/a	n/a	n/a	n/a	n/a	n/a	n/a	n/a	n/a	n/a	n/a	n/a	n/a	--	--

Live Release Rate%	Jan.	Feb.	Mar.	Apr.	May	Jun.	Jul.	Aug.	Sep.	Oct.	Nov.	Dec.	Total	2022	% Change
Dogs	89%	96%	93%	95%	95%	95%	96%	96%	93%	94%	96%	100%	95%	95%	0%
Cats	92%	100%	91%	60%	100%	88%	100%	80%	80%	83%	75%	100%	87.4%	94%	-7.5%
Total Live Release	90%	98%	92%	90%	96%	93%	97%	91%	86%	87.5%	88%	100%	92.4%	94%	-1.7%